


Int 95-02-14
100/5013

SVEN GÄRDERUD
LIDINGÖ



RESULTS



THE 5th EUROPEAN VETERAN GAMES
28 JULY - 2 AUGUST 1986
MALMÖ, SWEDEN

THE Vth EUROPEAN VETERAN GAMES

28 JULY — 2 AUGUST 1986

Malmö Stadion
Hästhagens Idrottsplats
Malmö Idrottsplats

Organizers

The City of MALMÖ

Sportclubs: Malmö AI, Heleneholms IF, IK Pallas, Malmö VIK

European Veterans Athletic Association (EVAA)

President: Cesare Beccalli, Italy

Vice President: Hans Axmann, Fed. Rep. of Germany

Treasurer: Giuseppe Galfetti, Switzerland

Technical Manager: Wilhelm Köster, Fed. Rep. of Germany

General Secretary: Robert Wurch, France

Womens Representative: Imke Parlevliet, The Netherlands

Coopted Member: Sylvester Stein, Great Britain

Organizing Delegate:

Hans Axmann, Fed. Rep. of Germany

Technical Delegate:

Wilhelm Köster, Fed. Rep. of Germany

Jury of Appeal:

5 Members from: Fed. Rep. of Germany, France, Italy, The Netherlands, Switzerland

Organizing Committee:

President: Arne Lundberg, The City of Malmö

Members: Arne Nilsson, The City of Malmö

Bengt Jarnbring, The City of Malmö

Bertil Jönsson, The City of Malmö

Sven-Åke Lövgren, The City of Malmö

Torsten Carlus; Swedish Athletic Federation

Bengt Järnhester, Swedish Veteran Committee

Karl-Gustav Holmgren, Skånes Athletic Federation

Sven Lindvall, Skånes Sport Federation

Knut H Olsson, Skånes Walk Federation

Ingvar Claesson, Heleneholms IF

Meeting-director: Stig Nilsson, Malmö AI, Malmö Stadion

Kjell-Åke Jönsson, Malmö VIK

Meeting-director: Lennart Samuelsson, IK Pallas, Hästhagens IP

General Secretary: Lars Johnsson



Dear fellow athletes,

The results of the 1986 European Athletics Championships for Veterans, held in Malmö, have now been compiled, and so you are able to look up the excellent results achieved by you and your colleagues in the various events. However, we also have the fine spirit of sportsmanship and friendship that prevailed during the Games still very much in mind.

The friendships made during the week of the Games are perhaps more important than the fine results achieved, and we hope that these ties of friendship are further strengthened in the future.

The Organizing Committee wishes to thank you all, the competitors, managers, relatives whose encouragement contributed so much to the good results, as well as the officials and, not least, the EVAA committee for making it a memorable week. We, for our part, hope that your stay in our city has provided you with happy memories of Malmö and Sweden.

We wish you every success in your continued involvement in veteran athletics.

Yours sincerely

ARNE LUNDBERG

Chairman of the Organizing Committee

Idrottskamrater

Resultatlistan från Veteran-EM 1986 i Malmö är nu sammanställd. Du kan här se de goda resultaten som Du och Dina kamrater uppnådde vid tävlingarna. Men i minnet har vi också kvar den goda andan och det goda kamratskapet som rådde under EM-veckan.

Vänkskapsbanden som knöts vid dessa tävlingar betyder kanske mer än goda resultat, och vi hoppas att dessa goda relationer skall vidmakthållas i framtiden.

Organisationskommittén tackar Er alla, tävlande, ledare, anhöriga som stimulerande till goda resultat, funktionärer och inte minst EVAA-kommittén för en verkligt fin vecka. Vi hoppas att Ditt besök i vår hemstad skall bli ett ljus minne av Malmö och Sverige.

Tack och lycka till med fortsatta engagemang inom veteranfriidrotten.

ARNE LUNDBERG

Ordförande

Organisationskommitté

M 40 100 M**HEAT 1**

Wind -0,4

| | | | |
|---|---------------------------------|-----|-------|
| 1 | Steinmann Heinz | SUI | 11,56 |
| 2 | De Geus Caspari | HOL | 11,57 |
| 3 | Johansson Freddy | NOR | 11,75 |
| 4 | Bergqvist Per-Ola ^{yy} | SWE | 11,76 |
| 5 | Steuerthal Rolf | FRG | 11,82 |
| 6 | Bailly Claude | FRA | 12,16 |
| 7 | Bergner Hans | FRG | 12,41 |
| 8 | Brooks Clifford | GBR | 12,44 |

HEAT 2

Wind -0,3

| | | | |
|---|-------------------------|-----|-------|
| 1 | Metsähuone Pekka Tapani | FIN | 11,62 |
| 2 | Scholz Peter | FRG | 11,79 |
| 3 | Dawson Joseph | IRL | 12,11 |
| 4 | Koch Franz | SUI | 12,13 |
| 5 | Henning Holger | FRG | 12,31 |
| 6 | Jørgensen Kurt | DEN | 12,47 |
| 7 | Nagy Gabor | HUN | 13,32 |
| 8 | Hansson Börje | SWE | 14,11 |

HEAT 3

Wind -0,6

| | | | |
|---|-------------------------------|-----|-------|
| 1 | Toole Michael | GBR | 11,62 |
| 2 | Molineau Aldwyn ^{yy} | SWE | 11,65 |
| 3 | Elomaa Seppo | FIN | 11,76 |
| 4 | Broekhuizen Kleis | HOL | 11,89 |
| 5 | Nitschke Bernd | FRG | 12,13 |
| 6 | Heumez Jean-Claude | FRA | 12,25 |
| 7 | Grigoropoulos P | GRE | 12,52 |
| 8 | Loetscher Paul | SUI | 12,55 |

HEAT 4

Wind -0,8

| | | | |
|---|-------------------|-----|-------|
| 1 | Düerkop Klaus | FRG | 11,71 |
| 2 | Petit Maurice | FRA | 11,93 |
| 3 | Cox Anthony | IRL | 12,02 |
| 4 | Gustafsson Conny | SWE | 12,06 |
| 5 | Lobman Fred | HOL | 12,14 |
| 6 | Gross Werner | FRG | 12,17 |
| 7 | Mankowski Gabriel | POL | 12,24 |
| 8 | Stirlin Allan | GBR | 12,83 |

HEAT 5

Wind +0,2

| | | | |
|---|---------------------------------|-----|-------|
| 1 | Jahn Klaus-Dieter | FRG | 11,36 |
| 2 | Foster Ian | GBR | 11,76 |
| 3 | Andersson Lennart ^{yy} | SWE | 11,84 |
| 4 | Quentin Wulf | FIN | 11,94 |
| 5 | Janssen Jacobus | HOL | 12,01 |
| 6 | Bredholt Ivar | NOR | 12,09 |
| 7 | von Boddien Klaus | FRG | 12,42 |
| 8 | van Der Veeren Frans | HOL | 12,69 |

Semifinal 1

Wind +1.0

| | | | |
|---|-------------------|-----|-------|
| 1 | Jahn Klaus-Dieter | FRG | 11,32 |
| 2 | Toole Michael | GBR | 11,56 |
| 3 | Steinmann Heinz | SUI | 11,73 |
| 4 | Elomaa Seppo | FIN | 11,74 |
| 5 | Molineau Aldwyn | SWE | 11,76 |
| 6 | Scholz Peter | FRG | 11,86 |
| 7 | Bergqvist Per-Ola | SWE | 11,93 |
| 8 | Broekhuizen Kleis | HOL | 11,99 |

Semifinal 2

Wind -0.8

| | | | |
|---|---------------------------------|-----|-------|
| 1 | Metsähuone Pekka Tapani | FIN | 11,56 |
| 2 | De Geus Caspari | HOL | 11,65 |
| 3 | Düerkop Klaus | FRG | 11,67 |
| 4 | Steuerthal Rolf | FRG | 11,82 |
| 5 | Johansson Freddy | NOR | 11,82 |
| 6 | Foster Ian | GBR | 11,83 |
| 7 | Andersson Lennart ^{yy} | SWE | 11,86 |
| 8 | Petit Maurice | FRA | 11,93 |

FINAL

Wind +1.8

| | | | |
|---|-------------------------------|-----|-------|
| 1 | Jahn Klaus-Dieter | FRG | 11,27 |
| 2 | Toole Michael | GBR | 11,49 |
| 3 | Metsähuone Pekka Tapani | FIN | 11,52 |
| 4 | Düerkop Klaus | FRG | 11,64 |
| 5 | De Geus Caspari | HOL | 11,66 |
| 6 | Molineau Aldwyn ^{yy} | SWE | 11,71 |
| 7 | Elomaa Seppo | FIN | 11,73 |
| 8 | Steinmann Heinz | SUI | 11,91 |

M 45 100 M**HEAT 1**

Wind -0,8

| | | | |
|---|-----------------|-----|-------|
| 1 | Helminen Torsti | FIN | 11,86 |
| 2 | Kutny Gabor | HUN | 12,35 |
| 3 | Roberts Anthony | GBR | 12,40 |
| 4 | Bunte Hermann | FRG | 12,56 |
| 5 | Gerhart Daniel | FRG | 12,84 |
| 6 | Vargas Manuel | SWE | 13,35 |
| 7 | Lange Dieter | FRG | 13,83 |
| 8 | Banszki Janos | HUN | 14,04 |

HEAT 2

Wind -0,3

| | | | |
|---|----------------------|-----|-------|
| 1 | Sardo Armando | ITA | 11,89 |
| 2 | Giezendanner Max | SUI | 11,94 |
| 3 | Hafner Werner | AUT | 12,10 |
| 4 | Molin Leif | SWE | 12,29 |
| 5 | Cordes Hans Wilfried | FRG | 12,37 |
| 6 | Edlund Ove | SWE | 12,49 |
| 7 | Gardiol Andre | FRA | 12,87 |
| 8 | Koch Klaus | FRG | 13,51 |

HEAT 3

Wind +0,3

| | | | |
|---|--------------------|-----|-------|
| 1 | Nitschke Peter | FRG | 11,88 |
| 2 | Oetken Peter | FRG | 12,19 |
| 3 | Walton Sydney | GBR | 12,22 |
| 4 | Huldén Henry | SWE | 12,49 |
| 5 | Myhre Ragnar | NOR | 12,55 |
| 6 | Fabre Jean-Pierre | FRA | 12,58 |
| 7 | Svennberg Yngve | SWE | 12,89 |
| 8 | Kassau Hans-Ulrich | FRG | 13,30 |

M L M '88

95-02-25

SVEN GÄRDERUD
LIDINGO

HEAT 4 Vind +1,0

| | | | |
|---|------------------|-----|-------|
| 1 | Ehrström Jorma | Fin | 11,38 |
| 2 | Tangen Arne | Nor | 12,18 |
| 3 | Zimmer Hans | FRG | 12,50 |
| 4 | Scaglione Mario | ITA | 12,89 |
| 5 | Knauth Herbert | FRG | 12,90 |
| 6 | Darimont Manfred | FRG | 13,08 |
| 7 | Madsen Mathias | DEN | 13,19 |
| 8 | Wahlborg Mats | SWE | 13,99 |

HEAT 5 Vind +0,6

| | | | |
|---|-------------------|-----|-------|
| 1 | Bersch Jörg | FRG | 12,14 |
| 2 | Kaelin Res | SUI | 12,14 |
| 3 | Marila Kyösti | Fin | 12,24 |
| 4 | Spanedda Giuseppe | ITA | 12,32 |
| 5 | Volkert Juergen | FRG | 12,42 |
| 6 | Bruck Roger | GBR | 12,59 |
| 7 | Lubowski Manfred | FRG | 12,81 |
| 8 | Johansson Wincent | SWE | 13,41 |

Semifinal 1 Vind -0.4

| | | | |
|---|------------------|-----|-------|
| 1 | Nitschke Peter | FRG | 11.86 |
| 2 | Bersch Jörg | FRG | 11.92 |
| 3 | Giezendanner Max | SUI | 11.94 |
| 4 | Tangen Arne | NOR | 12.15 |
| 5 | Oetken Peter | FRG | 12.23 |
| 6 | Marila Kyösti | FIN | 12.28 |
| 7 | Walton Sydney | GBR | 12.31 |
| 8 | Kutny Gabor | HUN | 12.35 |

Semifinal 2 Vind -0.9

| | | | |
|---|----------------------|-----|-------|
| 1 | Ehrström Jorma | FIN | 11.59 |
| 2 | Helminen Torsti | FIN | 11.73 |
| 3 | Sardi Armando | ITA | 11.79 |
| 4 | Kaelin Res | SUI | 11.99 |
| 5 | Molin Leif | SWE | 12.17 |
| 6 | Spanedda Giuseppe | ITA | 12.21 |
| 7 | Cordes Hans Wilfried | FRG | 12.38 |
| 8 | Hafner Werner | AUT | 13.43 |

FINAL Vind -1.3

| | | | |
|---|------------------|-----|-------|
| 1 | Ehrström Jorma | FIN | 11.66 |
| 2 | Sardi Armando | ITA | 11.85 |
| 3 | Helminen Torsti | FIN | 11.88 |
| 4 | Nitschke Peter | FRG | 12.11 |
| 5 | Bersch Jörg | FRG | 12.13 |
| 6 | Kaelin Res | SUI | 12.15 |
| 7 | Giezendanner Max | SUI | 12.16 |
| 8 | Tangen Arne | NOR | 12.31 |

M 50 100 M
HEAT 1 Vind -0,4

| | | | |
|---|------------------|-----|-------|
| 1 | Taylor Ronald | GBR | 11,92 |
| 2 | Kuppler Paul | FRG | 12,09 |
| 3 | Ammon Georg | FRG | 12,59 |
| 4 | Ruf Karl | FRG | 13,00 |
| 5 | Sell Heinrich | DEN | 13,07 |
| 6 | Pettersson Bengt | SWE | 13,09 |
| 7 | Häberli Heinz | SUI | 13,42 |
| 8 | Schouten Pieter | HOL | 13,71 |

HEAT 2 Vind -1,0

| | | | |
|---|---------------------|-----|-------|
| 1 | Roca Garcia Armando | ESP | 12,15 |
| 2 | Arnold Eugen | FRG | 12,39 |
| 3 | Dalland Kåre | NOR | 12,47 |
| 4 | Hunger Wolfgang | FRG | 12,63 |
| 5 | Bulland Gianfranco | ITA | 12,67 |
| 6 | Skjold Erik | DEN | 13,10 |
| 7 | Eriksson Bertil | SWE | 13,20 |
| 8 | Heller Gerd | FRG | 14,26 |

HEAT 3 Vind +1,0

| | | | |
|---|--------------|-----|-------|
| 1 | Burton David | GBR | 11,96 |
| 2 | Vierk Ingo | FRG | 12,00 |
| 3 | Hanssen Tore | NOR | 12,76 |
| 4 | Häde Herbert | FRG | 13,16 |
| 5 | Henmyr Nils | SWE | 13,66 |

HEAT 4 Vind -0,5

| | | | |
|---|--------------------|-----|-------|
| 1 | Taylor Frank | GBR | 11,96 |
| 2 | Kahma Jorma | FIN | 12,10 |
| 3 | Cornelis Francois | BEL | 12,46 |
| 4 | Soold Gunnar | SWE | 12,71 |
| 5 | Neumann Karl-Heinz | FRG | 12,80 |
| 6 | Heinsohn Heinrich | FRG | 13,02 |
| 7 | Urban Guenther W | FRG | 13,44 |
| 8 | Aasen Audun | NOR | 13,65 |

HEAT 5 Vind -0,4

| | | | |
|---|-----------------|-----|-------|
| 1 | Gasper H Jürgen | FRG | 12,03 |
| 2 | Astfalk Günter | FRG | 12,35 |
| 3 | Kivelä Kauko | FIN | 12,51 |
| 4 | Herman Danny | GBR | 12,66 |
| 5 | Wild Jürgen | FRG | 13,05 |
| 6 | Pallai Gyula | HUN | 13,82 |
| 7 | Persson Börje | SWE | 14,23 |

Semifinal 1 Vind +0,3

| | | | |
|---|-------------------|-----|-------|
| 1 | Kahma Jorma | FIN | 11.87 |
| 2 | Taylor Frank | GBR | 11.96 |
| 3 | Gasper H Jürgen | FRG | 12.01 |
| 4 | Burton David | GBR | 12.06 |
| 5 | Astfalk Günter | FRG | 12.39 |
| 6 | Cornelis Francois | BEL | 12.49 |
| 7 | Hunger Wolfgang | FRG | 12.50 |
| 8 | Dalland Kåre | NOR | 12.58 |

Semifinal 2

| | | Vind -0,8 |
|---|---------------------|-----------|
| 1 | Taylor Ronald | GBR 11.50 |
| 2 | Kuppler PaUL | FRG 12.05 |
| 3 | Roca Garcia Armando | ESP 12.09 |
| 4 | Vierk Ingo | FRG 12.13 |
| 5 | Arnold Eugen | FRG 12.39 |
| 6 | Kivelä Kauko | FIN 12.63 |
| 7 | Ammon Georg | FRG 12.70 |
| 8 | Herman Danny | GBR 12.79 |

FINAL

| | | Wind -2.1 |
|---|---------------------|-----------|
| 1 | Taylor Ronald | GBR 11.60 |
| 2 | Kahma Jorma | FIN 12.02 |
| 3 | Gasper H Jürgen | FRG 12.10 |
| 4 | Kuppler Paul | FRG 12.15 |
| 5 | Roca Garcia Armando | ESP 12.18 |
| 6 | Vierk Ingo | FRG 12.21 |
| 7 | Taylor Frank | GBR 12.22 |
| 8 | Burton David | GBR 12.28 |

M 55 100 M

Heat 1

| | | vind -2,4 |
|---|--------------------|-----------|
| 1 | Nuemann Berthold | FRG 12,53 |
| 2 | Frölich Horst | FRG 12,79 |
| 3 | Vercruysse Jacques | BEL 12,82 |
| 4 | Ingves Lars | FIN 12,89 |
| 5 | Norman Rolf | SWE 13,44 |
| 6 | Morén Jan | SWE 14,00 |
| 7 | Höilo Svein | NOR 14,17 |
| 8 | Babini Savio | ITA 15,04 |

Heat 2

| | | vind +0,5 |
|---|----------------------|-----------|
| 1 | Vanderpooten Paul | BEL 12,77 |
| 2 | Dürschinger Leonhard | FRG 12,96 |
| 3 | Opalenik Sztapan | HUN 13,23 |
| 4 | Tilli Heinz | FRG 13,77 |
| 5 | Simon Jozsef | HUN 14,21 |
| 6 | Wickström Sven | SWE 14,65 |

Heat 3

| | | vind +1,1 |
|---|--------------------|-----------|
| 1 | Cras Augustin | Bel 12,87 |
| 2 | Duerrfeld Werner | FRG 13,12 |
| 3 | Bisgård Aage | DEN 13,17 |
| 4 | Bergensen Knut | NOR 13,18 |
| 5 | Persson Stig Invar | SWE 13,20 |
| 6 | Häkkinen Pentti | FIN 14,39 |
| 7 | Fachmann Wolfgang | FRG 14,55 |

Heat 4

| | | vind -0,7 |
|---|-------------------|-----------|
| 1 | Guy Bill | GRB 12,13 |
| 2 | Välimäki Terho | FIN 12,71 |
| 3 | Jacquemet Attilio | ITA 13,11 |
| 4 | Rieger Bartl | FRG 13,37 |
| 5 | Painsi Viktor | AUT 14,09 |
| 6 | Brown Thomas | GBR 14,20 |
| 7 | Esser Albert | FRG 14,82 |

FINAL

| | | Wind -0.8 |
|---|--------------------|-----------|
| 1 | Guy Bill | GBR 12.30 |
| 2 | Neumann Berthold | FRG 12.50 |
| 3 | Vercruysse Jacques | BEL 12.73 |
| 4 | Välimäki Terho | FIN 12.74 |
| 5 | Frölich Horst | FRG 12.75 |
| 6 | Vanderpooten Paul | BEL 12.83 |
| 7 | Ingves Lars | FIN 12.89 |
| 8 | Cras Augustin | BEL 13.14 |

M 60 100 M

HEAT 1

| | | Wind -0,5 |
|---|----------------------|-----------|
| 1 | Schlegel Hugo | FRG 13,26 |
| 2 | Kleinmann Ewald | FRG 13,40 |
| 3 | Dobriban Geza | HUN 13,60 |
| 4 | Arnold James William | GBR 13,71 |
| 5 | Monteiro Artur | POR 13,82 |
| 6 | Simal Garate Rufino | ESP 13,91 |
| 7 | Olsen Walther | NOR 14,64 |

HEAT 2

| | | Wind -0,3 |
|---|-----------------|-----------|
| 1 | Schmidt Heinz | FRG 13,05 |
| 2 | Schumacher Kurt | FRG 13,20 |
| 3 | Lindblad Göte | SWE 13,43 |
| 4 | Bowdler Allan | GBR 13,50 |
| 5 | Scharm Gerhard | FRG 14,14 |
| 6 | Kylätie Tauno | FIN 14,86 |

HEAT 3

| | | Wind +1,4 |
|---|--------------------|-----------|
| 1 | Nowakowski Helmüt | FRG 13,55 |
| 2 | Cordes Siegfried | FRG 13,58 |
| 3 | Metzler Max | FRG 13,75 |
| 4 | Georgakopoulos Yan | GRE 14,69 |
| 5 | Kälin Hans | SUI 15,00 |

HEAT 4

| | | Wind +0,8 |
|---|------------------|-----------|
| 1 | Grasy Max | FRG 13,23 |
| 2 | Ohlsson Leif RW | SWE 13,23 |
| 3 | Rocnak Miloslav | TCH 13,58 |
| 4 | Ackermann Erich | FRG 13,91 |
| 5 | Wortmann Herbert | FRG 14,41 |
| 6 | Tio Palahi Josep | ESP 14,95 |

FINAL

| | | Wind -0.6 |
|---|-------------------|-----------|
| 1 | Schlegel Hugo | FRG 13.03 |
| 2 | Schmidt Heinz | FRG 13.16 |
| 3 | Grasy Max | FRG 13.22 |
| 4 | Schumacher Kurt | FRG 13.26 |
| 5 | Ohlsson Leif R W | SWE 13.40 |
| 6 | Lindblad Göte | SWE 13.52 |
| 7 | Kleinmann Ewald | FRG 13.57 |
| 8 | Nowakowski Helmüt | FRG 13.62 |

M 65 100 M

HEAT 1

Wind + 0,2

| | | | |
|---|------------------|-----|-------|
| 1 | Sobrero Bruno | ITA | 13,65 |
| 2 | Drewing Johannes | FRG | 13,91 |
| 3 | Darrot Pierre | FRA | 14,06 |
| 4 | Alka Franz | FRG | 14,48 |
| 5 | Weber Helmut | FRG | 14,60 |
| 6 | Ojala Aarne | SWE | 15,33 |

HEAT 2


Wind +1.0

| | | | |
|---|------------------|-----|-------|
| 1 | Mühle Fritz | FRG | 13,97 |
| 2 | Schwarz, Oswald | FRG | 13,99 |
| 3 | Tibor Mihaly | HUN | 14,25 |
| 4 | Wieczork Helmut | FRG | 14,62 |
| 5 | Lourenco Augusto | POR | 15,03 |
| 6 | Eble Eugen | FRG | 16,45 |

HEAT 3

Wind +0,3

| | | | |
|---|-----------------|-----|-------|
| 1 | Meyer Friedrich | FRG | 14,04 |
| 2 | Blomqvist Erik | SWE | 14,17 |
| 3 | Eldnes Andreas | NOR | 14,21 |
| 4 | Stein Sylvester | GBR | 14,66 |
| 5 | Goodman Henry | GBR | 15,49 |
| 6 | Voigt Gerhard | FRG | 16,14 |



FINAL

Wind +0.6

| | | | |
|---|------------------|-----|-------|
| 1 | Sobrero Bruno | ITA | 13.60 |
| 2 | Schwarz Oswald | FRG | 13.71 |
| 3 | Mühle Fritz | FRG | 13.82 |
| 4 | Meyer Friedrich | FRG | 13.86 |
| 5 | Drewing Johannes | FRG | 13.99 |
| 6 | Darrot Pierre | FRA | 14.10 |
| 7 | Eldnes Andreas | NOR | 14.50 |
| 8 | Blomqvist Erik | SWE | 14.67 |

M 70 100 M

HEAT 1

Wind + 1,6

| | | | |
|---|--------------------|-----|-------|
| 1 | Assmy Fritz | FRG | 13,53 |
| 2 | Marabotti Giuseppe | ITA | 13,82 |
| 3 | Petzold Kurt | FRG | 14,59 |
| 4 | Watson Leonard | GBR | 14,92 |
| 5 | Curtoni Bruno | ITA | 15,00 |
| 6 | Verwayen Petrus | BEL | 15,14 |
| 7 | Seuberlich Guenter | FRG | 15,20 |
| 8 | Johansson Gunnar | SWE | 17,37 |

HEAT 2

Wind - 0,7

| | | | |
|---|-----------------------|-----|-------|
| 1 | Lucas James | GBR | 14,19 |
| 2 | Flydahl Einar | NOR | 14,54 |
| 3 | Brange Yngve | SWE | 14,56 |
| 4 | Bech Ejnar | DEN | 14,67 |
| 5 | Riechers Wilhelm | FRG | 14,97 |
| 6 | Mahlo Friedrich-Ernst | FRG | 15,38 |
| 7 | Pfanzelt Eduard | FRG | 15,91 |
| 8 | Margo György | HUN | 17,89 |

FINAL

WIND +2.3

| | | | |
|---|--------------------|-----|-------|
| 1 | Marabotti Giuseppe | ITA | 14,08 |
| 2 | Assmy Fritz | FRG | 14,23 |
| 3 | Lucas James | GBR | 14,37 |
| 4 | Flydahl Einar | NOR | 14,61 |
| 5 | Petzold Kurt | FRG | 14,67 |
| 6 | Bech Ejnar | DEN | 14,94 |
| 7 | Watson Leonard | GBR | 15,10 |
| 8 | Brange Yngve | SWE | 15,78 |

M 75 100 M

FINAL

WIND -1.8

| | | | |
|---|--------------------|-----|-------|
| 1 | Pajunen Ahti | FIN | 15,56 |
| 2 | Regemeutter Henrie | BEL | 16,01 |
| 3 | Streubel Walter | FRG | 16,35 |
| 4 | Jössing Olav | NOR | 16,36 |
| 5 | Bergqvist Eskil | SWE | 16,88 |
| 6 | Hövik Trygve | NOR | 17,26 |
| 7 | Larsen Peter | NOR | 18,88 |
| 8 | Stang Wilhelm | FRG | 20,25 |

M 80 100 M

FINAL

Wind -1.5

| | | | |
|---|----------------|-----|-------|
| 1 | Scmidt Erich | FRG | 17.77 |
| 2 | Kern Walter | FRG | 18.60 |
| 3 | Tolvi Heikki | FIN | 28.64 |
| 4 | Falk Sven | SWE | 30.08 |
| | en utom tävlan | | 18.96 |

M 40 200 M**HEAT 1**

WIND +0.7

| | | | |
|---|----------------------|-----|-------|
| 1 | Jahn Klaus-Dieter | FRG | 22,94 |
| 2 | Mollineau Aldwyn | SWE | 23,63 |
| 3 | Foster Ian | GBR | 23,96 |
| 4 | Dawson Joseph | IRL | 24,45 |
| 5 | Henningsson Christer | SWE | 24,59 |
| 6 | Nitschke Bernd | FRG | 24,86 |
| 7 | Bailly Claude | FRA | 25,04 |
| 8 | Ramp Willi | SUI | 25,50 |

HEAT 2

WIND -1.2

| | | | |
|---|----------------------|-----|-------|
| 1 | Düerkop Klaus | FRG | 23,55 |
| 2 | Quentin Wulf | FIN | 23,68 |
| 3 | Petit Maurice | FRA | 24,58 |
| 4 | Gustafsson Conny | SWE | 24,66 |
| 5 | Bahn Erik | DEN | 25,05 |
| 6 | Loetscher Paul | SUI | 25,63 |
| 7 | Stirlin Allan | GBR | 25,70 |
| 8 | Van Der Veeren Frans | HOL | 26,62 |

HEAT 3

WIND +2.9

| | | | |
|---|-------------------|-----|-------|
| 1 | De Geus Caspari | HOL | 22,91 |
| 2 | Steinmann Heinz | SUI | 23,32 |
| 3 | Elomaa Seppo | FIN | 23,54 |
| 4 | Steuernthal Rolf | FRG | 23,65 |
| 5 | Andersson Lennart | SWE | 23,67 |
| 6 | Lobman Fred | HOL | 24,90 |
| 7 | Bergner Hans | FRG | 26,01 |
| 8 | Kiss Tibor | HUN | 26,70 |

HEAT 4

WIND +2.2

| | | | |
|---|-------------------------|-----|-------|
| 1 | Toole Michael | GBR | 23,09 |
| 2 | Metsähuone Pekka Tapani | FIN | 23,23 |
| 3 | Broekhuizen Kleis | HOL | 23,73 |
| 4 | Cox Anthony | IRL | 23,78 |
| 5 | Heumez Jean-Claude | FRA | 24,29 |
| 6 | Gross Werner | FRG | 24,36 |
| 7 | Koch Franz | SUI | 25,00 |
| | Büergin Christian | SUI | NF |

FINAL

WIND -1.9

| | | | |
|---|-------------------------|-----|-------|
| 1 | Jahn Klaus-Dieter | FRG | 23,04 |
| 2 | Düerkop Klaus | FRG | 23,28 |
| 3 | Steinmann Heinz | SUI | 23,35 |
| 4 | De Geus Caspari | HOL | 23,38 |
| 5 | Toole Michael | GBR | 23,66 |
| 6 | Metsähuone Pekka Tapani | FIN | 23,83 |
| 7 | Mollineau Aldwyn | SWE | 23,84 |
| 8 | Elomaa Seppo | FIN | 24,56 |

M 45 200 M**HEAT 1**

WIND -0,7

| | | | |
|---|-------------------|-----|-------|
| 1 | Helminen Torsti | FIN | 24,56 |
| 2 | Dillen Alfons | BEL | 25,07 |
| 3 | Spanedda Giuseppe | ITA | 25,23 |
| 4 | Lake William Br | GBR | 25,29 |
| 5 | Lubowski Manfred | FRG | 25,87 |
| 6 | Gardiol Andre | FRA | 26,54 |
| 7 | Lune Arvi | SWE | 27,53 |

HEAT 2

WIND +3,0

| | | | |
|---|-------------------|-----|-------|
| 1 | Nitschke Peter | FRG | 24,18 |
| 2 | Buss Karl-Heinz | FRG | 24,76 |
| 3 | Hulden Henry | SWE | 25,40 |
| 4 | Bruck Roger | GBR | 25,63 |
| 5 | Fabre Jean-Pierre | FRA | 25,65 |
| 6 | Myhre Ragnar | NOR | 25,69 |
| 7 | Svanfelt Sven | SWE | 26,56 |

HEAT 3

WIND +1,5

| | | | |
|---|-----------------|-----|-------|
| 1 | Ehrström Jorma | FIN | 24,28 |
| 2 | Roberts Anthony | GBR | 24,81 |
| 3 | Tangen Arne | NOR | 25,00 |
| 4 | Molin Leif | SWE | 25,19 |
| 5 | Edlund Ove | SWE | 25,56 |
| 6 | Sijbrandij Theo | HOL | 26,01 |
| 7 | Bruhin Alois | SUI | 27,16 |
| 8 | Koch Klaus | FRG | 28,09 |

HEAT 4

WIND +2,7

| | | | |
|---|----------------------|-----|-------|
| 1 | Kutny Gabor | HUN | 24,79 |
| 2 | Kaelin Res | SUI | 24,90 |
| 3 | Cordes Hans Wilfried | FRG | 24,99 |
| 4 | Scaglione Mario | ITA | 26,24 |
| 5 | Darimont Manfred | FRG | 26,46 |
| 6 | Tait Thomas | GBR | 26,72 |
| 7 | Johansson Wincent | SWE | 26,83 |
| 8 | Palmqvist Börje | SWE | 28,86 |

HEAT 5

WIND +2,3

| | | | |
|---|------------------|-----|-------|
| 1 | Sardi Armando | ITA | 23,89 |
| 2 | Giezendanner Max | SUI | 23,97 |
| 3 | Walton Sydney | GBR | 24,58 |
| 4 | Larsson Leif | SWE | 25,64 |
| 5 | Müller Kurt | FRG | 25,81 |
| 6 | Treacher Anthony | GBR | 26,02 |
| 7 | Vargas Manuel | SWE | 26,66 |

SEMIFINAL 1

WIND -1.5

| | | | |
|---|----------------------|-----|-------|
| 1 | Ehrström Jorma | FIN | 24,66 |
| 2 | Walton Sydney | GBR | 24,85 |
| 3 | Buss Karl-Heinz | FRG | 24,85 |
| 4 | Tangen Arne | NOR | 25,12 |
| 5 | Kutny Gabor | HUN | 25,17 |
| 6 | Cordes Hans Wilfried | FRG | 25,23 |
| 7 | Spanedda Giuseppe | ITA | 25,44 |
| | Sardi Armando | ITA | NF |

SEMIFINAL 2

WIND -1.3

| | | | |
|---|------------------|-----|-------|
| 1 | Giezendanner Max | SUI | 24,13 |
| 2 | Helminen Torsti | FIN | 24,24 |
| 3 | Nitschke Peter | FRG | 24,44 |
| 4 | Roberts Anthony | GBR | 24,58 |
| 5 | Kaelin Res | SUI | 24,86 |
| 6 | Dillen Alfons | BEL | 25,12 |
| 7 | Molin Leif | SWE | 25,22 |
| 8 | Lake William Br | GBR | 25,62 |

FINAL

| | | Wind | -2.4 |
|---|------------------|------|-------|
| 1 | Ehrström Jorma | FIN | 23.64 |
| 2 | Giezendanner Max | SUI | 24.33 |
| 3 | Helminen Torsti | FIN | 24.33 |
| 4 | Nitschke Peter | FRG | 24.49 |
| 5 | Roberts Anthony | GBR | 24.75 |
| 6 | Buss Karl-Heinz | FRG | 24.84 |
| 7 | Walton Sydney | GBR | 24.98 |
| 8 | Kaelin Res | SUI | 25.17 |

M 50 200 M

HEAT 1

| | | WIND | +2.0 |
|---|------------------|------|-------|
| 1 | Taylor Frank | GBR | 25.20 |
| 2 | Rantanen Pentti | FIN | 25.71 |
| 3 | Geier Harry | FRG | 25.76 |
| 4 | Eriksson Bertil | SWE | 26.63 |
| 5 | Huisman Theo | HOL | 26.93 |
| 6 | Urban Guenther W | FRG | 26.98 |
| 7 | Febbe Diego | ITA | 27.70 |

HEAT 2

| | | WIND | +1.9 |
|---|------------------|------|-------|
| 1 | Gasper H Jürgen | FRG | 24.50 |
| 2 | Arnold Eugen | FRG | 25.00 |
| 3 | Dalland Kåre | NOR | 25.40 |
| 4 | Hanssen Tore | NOR | 25.70 |
| 5 | Hunger Wolfgang | FRG | 25.79 |
| 6 | Pettersson Bengt | SWE | 26.15 |
| 7 | Bohmann Hans | FRG | 26.52 |

HEAT 3

| | | WIND | +1.0 |
|---|--------------------|------|-------|
| 1 | Vierk Ingo | FRG | 24.34 |
| 2 | Mohry Heinz | FRG | 25.49 |
| 3 | Cornelis Francois | BEL | 25.77 |
| 4 | Solja Terho | FIN | 26.06 |
| 5 | Bullano Gianfranco | ITA | 26.14 |
| 6 | Herman Danny | GBR | 26.64 |
| 7 | Ruf Karl | FRG | 27.00 |
| 8 | Henny Nils | SWE | 28.08 |

HEAT 4

| | | WIND | +2.0 |
|---|------------------------|------|-------|
| 1 | Burton David | GBR | 25.03 |
| 2 | Neumann Karl-Heinz | FRG | 25.30 |
| 3 | Garbisch Manfred | FRG | 25.44 |
| 4 | Hallgrimsson Gudmundur | ISL | 25.74 |
| 5 | Blöchlinger Hans | SUI | 26.33 |
| 6 | Wild Jürgen | FRG | 26.80 |
| 7 | Lindh Kjell | SWE | 30.27 |

HEAT 5

| | | WIND | +2.7 |
|---|-------------------|------|-------|
| 1 | Taylor Ronald | GBR | 24.36 |
| 2 | Kuppler Paul | FRG | 24.89 |
| 3 | Soold Gunnar | SWE | 25.17 |
| 4 | Heinsohn Heinrich | FRG | 25.99 |
| 5 | Skjold Erik | DEN | 26.20 |
| 6 | Schouten Pieter | HOL | 26.67 |
| 7 | Vilpas Ahti | FIN | 26.75 |
| 8 | Pallai Gyula | HUN | 28.43 |

Semifinal 1

| | | Wind | -2.4 |
|---|------------------------|------|-------|
| 1 | Taylor Ronald | GBR | 24.15 |
| 2 | Taylor Frank | GBR | 24.58 |
| 3 | Burton David | GBR | 24.68 |
| 4 | Kuppler Paul | FRG | 24.90 |
| 5 | Dalland Kåre | NOR | 25.03 |
| 6 | Garbisch Manfred | FRG | 25.44 |
| 7 | Soold Gunnar | SWE | 25.69 |
| 8 | Hallgrimsson Gudmundur | ISL | 26.00 |

Semifinal 2

| | | Wind | -0.7 |
|---|--------------------|------|-------|
| 1 | Gasper H Jürgen | FRG | 24.26 |
| 2 | Vierk Ingo | FRG | 24.29 |
| 3 | Arnold Eugen | FRG | 24.97 |
| 4 | Neumann Karl-Heinz | FRG | 25.26 |
| 5 | Mohry Heinz | FRG | 25.46 |
| 6 | Geier Harry | FRG | 25.83 |
| 7 | Rantanen Pentti | FIN | 26.01 |
| 8 | Hanssen Tore | NOR | 26.06 |

FINAL

| | | Wind | -0.4 |
|---|-----------------|------|-------|
| 1 | Taylor Ronald | GBR | 22.91 |
| 2 | Vierk Ingo | FRG | 24.30 |
| 3 | Gasper H Jürgen | FRG | 24.36 |
| 4 | Burton David | GBR | 24.44 |
| 5 | Taylor Frank | GBR | 24.59 |
| 6 | Kuppler Paul | FRG | 24.67 |
| 7 | Arnold Eugen | FRG | 25.10 |
| 8 | Dalland Kåre | NOR | 25.27 |

M 55 200 M

HEAT 1

| | | WIND | +2.7 |
|---|---------------------|------|-------|
| 1 | Guy Bill | GBR | 24.87 |
| 2 | Anton-Bofill Xavier | ESP | 26.03 |
| 3 | Igrenyi Ferenc | HUN | 26.42 |
| 4 | Biagiotti Vittorio | ITA | 26.45 |
| 5 | Persson Stig Ingvar | SWE | 27.04 |
| 6 | Esser Albert | FRG | 30.35 |

HEAT 2

| | | WIND | +1.5 |
|---|-------------------|------|-------|
| 1 | Neumann Berthold | FRG | 24.96 |
| 2 | Whitaker Keith | GBR | 25.61 |
| 3 | Välimäki Terho | FIN | 25.75 |
| 4 | Vanderpooten Paul | BEL | 26.57 |
| 5 | Bisgård Aage | DEN | 27.11 |
| 6 | Nordqvist Hans | SWE | 28.42 |
| 7 | Fachmann Wolfgang | FRG | 30.20 |

HEAT 3

| | | WIND | +3.5 |
|---|----------------------|------|-------|
| 1 | Jacquemet Attilio | ITA | 26.16 |
| 2 | Cras Augustin | BEL | 26.46 |
| 3 | Dürschinger Leonhard | FRG | 26.72 |
| 4 | Smit Ad | HOL | 27.38 |
| 5 | Norman Rolf | SWE | 27.51 |
| 6 | Painsi Viktor | AUT | 29.69 |
| 7 | Andor Jozsef | HUN | 31.70 |

HEAT 4

WIND +4.2

| | | | |
|---|------------------|-----|-------|
| 1 | Higgins F Peter | GBR | 25,19 |
| 2 | Ingves Lars | FIN | 25,98 |
| 3 | Bergesen Knut | NOR | 26,93 |
| 4 | Duerrfeld Werner | FRG | 27,02 |
| 5 | Morén Jan | SWE | 28,40 |
| 6 | Stoppel Albert | AUT | 28,42 |
| 7 | Babini Savio | ITA | 31,27 |

FINAL

Wind -3.8

| | | | |
|---|---------------------|-----|-------|
| 1 | Higgins F Peter | GBR | 24.87 |
| 2 | Guy Bill | GBR | 25.05 |
| 3 | Neumann Berthold | FRG | 25.45 |
| 4 | Whitaker Keith | GBR | 26.26 |
| 5 | Ingves Lars | FIN | 26.34 |
| 6 | Välimäki Terho | FIN | 26.35 |
| 7 | Jacquemet Attilio | ITA | 26.58 |
| 8 | Anton-Bofill Xavier | ESP | 26.61 |

M 60 200 M

HEAT 1

WIND +3.0

| | | | |
|---|-------------------|-----|-------|
| 1 | Schlegel Hugo | FRG | 26.96 |
| 2 | Schmidt Heinz | FRG | 27.23 |
| 3 | Ohlsson Leif R W | SWE | 27.62 |
| 4 | Matthias Wolfgang | FRG | 28.86 |
| 5 | Olsen Walther | NOR | 30.20 |
| | Maillot Pierre | FRA | - |

HEAT 2

WIND +2.8

| | | | |
|---|-----------------|-----|-------|
| 1 | Schumacher Kurt | FRG | 27.02 |
| 2 | Kleinmann Ewald | FRG | 27.24 |
| 3 | Lindblad Göte | SWE | 27.40 |
| 4 | Rocnak Miloslav | TCH | 28.03 |
| 5 | Pedersen Nis A | DEN | 32.55 |

HEAT 3

WIND +4.0

| | | | |
|---|---------------------|-----|-------|
| 1 | Grasy Max | FRG | 27.00 |
| 2 | Maier Alois | FRG | 28.50 |
| 3 | Simal Garate Rufino | ESP | 28.57 |
| 4 | Mogstad Magnar | NOR | 28.72 |
| 5 | Scharm Gerhard | FRG | 28.80 |
| 6 | Kälin Hans | SUI | 30.74 |

FINAL

Wind -

| | | | |
|---|------------------|-----|-------|
| 1 | Schlegel Hugo | FRG | 26.45 |
| 2 | Schmidt Heinz | FRG | 27.01 |
| 3 | Grasy Max | FRG | 27.16 |
| 4 | Kleinmann Ewald | FRG | 27.41 |
| 5 | Lindblad Göte | SWE | 27.44 |
| 6 | Ohlsson Leif R W | SWE | 27.44 |
| 7 | Schumacher Kurt | FRG | 27.83 |
| 8 | Rocnak Miloslav | TCH | 27.89 |

M 65 200 M

HEAT 1

WIND +3.2

| | | | |
|---|------------------|-----|-------|
| 1 | Sobrero Bruno | ITA | 28,35 |
| 2 | Mühle Fritz | FRG | 28,47 |
| 3 | Erlandsson Jens | SWE | 28,92 |
| 4 | Lourenco Augusto | POR | 30,39 |
| 5 | Wieczorek Helmut | FRG | 30,64 |
| 6 | Murén Erik | SWE | 30,86 |
| 7 | Eble Eugen | FRG | 34,57 |

HEAT 2

WIND +4.4

| | | | |
|---|----------------------|-----|-------|
| 1 | Stein Sylvester | GBR | 28,80 |
| 2 | Blomqvist Erik | SWE | 28,84 |
| 3 | Meyer Friedrich | FRG | 29,07 |
| 4 | Eldnes Andreas | NOR | 29,29 |
| 5 | Drewing Johannes | FRG | 29,38 |
| 6 | Ojala Aarne | SWE | 31,74 |
| | Bonacchi | ITA | NF |
| | Gaboret Andre-Pierre | FRA | NF |

HEAT 3

WIND +2.7

| | | | |
|---|-------------------|-----|-------|
| 1 | Tibor Mihaly | HUN | 28,94 |
| 2 | Roupe Nils | SWE | 29,18 |
| 3 | Schwarz Oswald | FRG | 29,34 |
| 4 | Lantz Ingvar | SWE | 30,52 |
| 5 | Gramondo Domenico | ITA | 31,91 |
| 6 | Goodman Henry | GBR | 32,28 |
| | Weber Helmut | FRG | NF |

FINAL

WIND -2.4

| | | | |
|---|-----------------|-----|-------|
| 1 | Sobrero Bruno | ITA | 28,51 |
| 2 | Mühle Fritz | FRG | 28,87 |
| 3 | Stein Sylvester | GBR | 29,16 |
| 4 | Blomqvist Erik | SWE | 29,31 |
| 5 | Roupe Nils | SWE | 29,37 |
| 6 | Tibor Mihaly | HUN | 29,48 |
| 7 | Erlandsson Jens | SWE | 29,63 |
| 8 | Meyer Friedrich | FRG | 29,95 |

M 70 200 M

HEAT 1

WIND +1.1

| | | | |
|---|--------------------|-----|-------|
| 1 | Marabotti Giuseppe | ITA | 29.14 |
| 2 | Watson Leonard | GBR | 31.19 |
| 3 | Lindgren Seth | SWE | 31.37 |
| 4 | Seuberlich Guenter | FRG | 31.53 |
| 5 | Verwayen Petrus | BEL | 31.76 |
| 6 | Müller Wolfgang | FRG | 31.92 |
| 7 | Margo György | HUN | 37.33 |

HEAT 2

WIND +2.1

| | | | |
|---|-----------------|-----|-------|
| 1 | Assmy Fritz | FRG | 29.34 |
| 2 | Lucas James | GBR | 29.39 |
| 3 | Flydahl Einar | NOR | 30.87 |
| 4 | Bech Ejnar | DEN | 30.91 |
| 5 | Galli Werther | ITA | 31.96 |
| 6 | Brange Yngve | SWE | 32.00 |
| 7 | Whelan Patrick | IRL | 34.06 |
| 8 | Pfanzelt Eduard | FRG | 34.41 |

FINAL

| | | | |
|---|--------------------|-----|-------|
| 1 | Marabotti Giuseppe | ITA | 29.58 |
| 2 | Lucas James | GBR | 29.77 |
| 3 | Assmy Fritz | FRG | 30.12 |
| 4 | Lindgren Seth | SWE | 30.88 |
| 5 | Flydahl Einar | NOR | 30.99 |
| 6 | Watson Leonard | GBR | 31.50 |
| 7 | Seuberlich Guenter | FRG | 31.78 |
| 8 | Bech Ejnar | DEN | 32.42 |

Wind -1.3

M 75 200 M

FINAL

| | | | |
|---|--------------------|-----|-------|
| 1 | Pajunen Ahti | FIN | 32,09 |
| 2 | Hövik Trygve | NOR | 35,77 |
| 3 | Bergqvist Eskil | SWE | 41,76 |
| | Regemeutter Henrie | BEL | NF |
| | Larsen Peter | NOR | NF |

WIND -1.9

M 80 200 M

FINAL

| | | | |
|---|---------------|-----|-------|
| 1 | Kern Walter | FRG | 38,63 |
| 2 | Baker William | GBR | 40,98 |

WIND -1.9

M 40 400 M

HEAT 1

| | | | |
|---|-----------------------|-----|-------|
| 1 | Düerkop Klaus | FRG | 53,46 |
| 2 | Wernli Bernhard | SUI | 54,28 |
| 3 | Pesonen Heikki Antero | FIN | 55,00 |
| 4 | Heumez Jean-Claude | FRA | 55,17 |
| 5 | Davies Clifford | GBR | 56,21 |
| 6 | Gortana Giovanni | ITA | 56,22 |
| 7 | Büergin Christian | SUI | 63,89 |

HEAT 2

| | | | |
|---|-------------------|-----|-------|
| 1 | Rheineck Hanno | FRG | 51,71 |
| 2 | Kaufmann Hansjörg | SUI | 52,42 |
| 3 | Haanpää Raimo | FIN | 53,80 |
| 4 | Jensen Tommy | DEN | 54,20 |
| 5 | Stirlin Allan | GBR | 55,21 |
| 6 | Peters Ton | HOL | 55,51 |
| 7 | Ramp Willi | SUI | 58,28 |

HEAT 3

| | | | |
|---|-------------------------|-----|-------|
| 1 | Steinmann Heinz | SUI | 52,97 |
| 2 | Jörgensen Kurt | DEN | 54,28 |
| 3 | Gonzalez Garcia Mariano | ESP | 56,60 |
| 4 | Rosqvist Hans | SWE | 57,38 |
| 5 | Trozzi Domenico | ITA | 57,39 |
| 6 | Mörgeli Albert | SUI | 59,99 |

HEAT 4

| | | | |
|---|-------------------|-----|-------|
| 1 | Bush Robert | GBR | 51,72 |
| 2 | Broekhuizen Kleis | HOL | 53,17 |
| 3 | Bahn Erik | DEN | 53,32 |
| 4 | Scholz Peter | FRG | 53,50 |
| 5 | Kahan Josef | BEL | 53,88 |
| 6 | Kemppainen Seppo | FIN | 54,47 |

FINAL

| | | | |
|---|-------------------|-----|-------|
| 1 | Rheineck Hanno | FRG | 50.71 |
| 2 | Bush Robert | GBR | 50.77 |
| 3 | Düerkop klaus | FRG | 51.06 |
| 4 | Kaufmann Hansjörg | SUI | 51.79 |
| 5 | Steinmann Heinz | SUI | 52.27 |
| 6 | Scholz Peter | FRG | 53.09 |
| 7 | Broekhuizen Kleis | HOL | 53.13 |
| 8 | Bahn Erik | DEN | 53.46 |

M 45 400 M

Heat 1

| | | | |
|---|------------------|-----|-------|
| 1 | Buss Karl-Heinz | FRG | 55.32 |
| 2 | Marila Kyösti | FIN | 55.96 |
| 3 | Roberts Anthony | GBR | 56.53 |
| 4 | Vargas Manuel | SWE | 58.90 |
| 5 | Darimont Manfred | FRG | 59.60 |
| 6 | Tait Thomas | GBR | 59.69 |

Heat 2

| | | | |
|---|-------------------|-----|-------|
| 1 | Wodarz Hans-Georg | FRG | 55.24 |
| 2 | Larsson Leif | SWE | 55.77 |
| 3 | Dillen Alfons | BEL | 55.85 |
| 4 | Ross John | GBR | 56.53 |
| 5 | Sijbrandij Theo | HOL | 56.90 |
| 6 | Treacher Anthony | GBR | 58.71 |
| 7 | Halaris L | GRE | 60.71 |

Heat 3

| | | | |
|---|-------------------|-----|-------|
| 1 | Lysne Nils | NOR | 55.69 |
| 2 | Pedersen Torben | DEN | 55.87 |
| 3 | Müller Kurt | FRG | 56.69 |
| 4 | Fröjd Nils-Erik | SWE | 57.02 |
| 5 | Radi Imre | HUN | 59.90 |
| 6 | Hörnemann Gerhard | FRG | 60.04 |

Heat 4

| | | | |
|---|---------------------|-----|-------|
| 1 | Björnholm Sven-Olof | SWE | 54.11 |
| 2 | Scheidt Willi | FRG | 55.01 |
| 3 | Zouaki Paul | FRA | 56.01 |
| 4 | Preston Jon | GBR | 56.98 |
| 5 | Huldén Henry | SWE | 57.43 |
| 6 | Dorchain Guy | BEL | 59.05 |
| 7 | Koch Klaus | FRG | 63.80 |

Heat 5

| | | | |
|---|------------------|-----|-------|
| 1 | Mueller Guido | FRG | 54.78 |
| 2 | Lake William Br | GBR | 55.57 |
| 3 | Lehnhardt Dieter | FRG | 56.24 |
| 4 | Huwiller Romeo | SUI | 56.34 |
| 5 | Hansen Gerhard | DEN | 56.38 |
| 6 | Svanfelt Sven | SWE | 59.19 |
| 7 | Lume Arvi | SWE | 59.63 |
| 8 | Bruhlin Alois | SUI | 61.80 |

SEMIFINAL 1

| | | | |
|---|-------------------|-----|-------|
| 1 | Wodarz Hans-Georg | FRG | 54,30 |
| 2 | Buss Karl-Heinz | FRG | 54,59 |
| 3 | Lake Willian BR | GBR | 55,14 |
| 4 | Larsson Leif | SWE | 55,74 |
| 5 | Marila Kyösti | FIN | 55,84 |
| 6 | Zouake Paul | FRA | 56,30 |
| 7 | Huwiler Romeo | SUI | 59,36 |

SEMIFINAL 2

| | | | |
|---|--------------------|-----|-------|
| 1 | Mueller Guido | FRG | 53,56 |
| 2 | Scheidt Willi | FRG | 53,83 |
| 3 | Björholm Sven-Olof | SWE | 54,12 |
| 4 | Lysne Nils | NOR | 55,14 |
| 5 | Pedersen Torben | DEN | 55,49 |
| 6 | Dillen Alfons | BEL | 55,61 |

FINAL

| | | | |
|---|--------------------|-----|-------|
| 1 | Mueller Guido | FRG | 50,98 |
| 2 | Björholm Sven-Olof | SWE | 53,34 |
| 3 | Scheidt Willi | FRG | 53,98 |
| 4 | Buss Karl-Heinz | FRG | 54,82 |
| 5 | Pedersen Torben | DEN | 55,66 |
| 6 | Lysne Nils | NOR | 55,85 |
| 7 | Lake Willian BR | GBR | 56,84 |

M 50 400 M

Heat 1

| | | | |
|---|------------------|-----|-------|
| 1 | Mohry Heinz | FRG | 55,44 |
| 2 | Astfalk Günter | FRG | 55,97 |
| 3 | Dalland Kåre | NOR | 56,62 |
| 4 | Grünfelder Ernst | FRG | 57,68 |
| 5 | Rantanen Pentti | FIN | 57,83 |
| 6 | Trondset Tor | SWE | 57,97 |
| 7 | Parnaby Barry | GBR | 58,91 |

Heat 2

| | | | |
|---|-------------------|-----|-------|
| 1 | Taylor Frank | GBR | 56,05 |
| 2 | Heinsohn Heinrich | FRG | 57,55 |
| 3 | Garbisch Manfred | FRG | 58,00 |
| 4 | Blöchlinger Hans | SUI | 59,49 |
| 5 | Greppi Enrico | ITA | 59,85 |
| 6 | Vilpas Ahti | FIN | 60,46 |
| 7 | Olsson Kurt | SWE | 64,37 |

Heat 3

| | | | |
|---|------------------------|-----|-------|
| 1 | Gasper H Jürgen | FRG | 55,52 |
| 2 | Cornelis Francois | BEL | 55,77 |
| 3 | Geier Harry | FRG | 56,57 |
| 4 | Hallgrimsson Gudmundur | ISL | 58,08 |
| 5 | Herman Danny | GBR | 59,33 |
| 6 | Pettersson Bengt | SWE | 60,88 |
| 7 | Kanerva Antti | FIN | 62,86 |
| 8 | Racs Ribor | HUN | 70,50 |

Heat 4

| | | | |
|---|-----------------------|-----|-------|
| 1 | Vierk Ingo | FRG | 55,89 |
| 2 | Knapp Erkki | FIN | 56,58 |
| 3 | Neumann Karl-Heinz | FRG | 56,80 |
| 4 | Mikkola Väinö | FIN | 58,69 |
| 5 | Sould Gunnar | SWE | 59,04 |
| 6 | Febbe Diego | ITA | 61,13 |
| 7 | Van Giesen Kees | HOL | 62,56 |
| 8 | Henriksson Kaj Harald | SWE | 75,37 |

FINAL

| | | | |
|---|-------------------|-----|-------|
| 1 | Taylor Frank | GBR | 53,95 |
| 2 | Vierk Ingo | FRG | 54,71 |
| 3 | Gasper H Jürgen | FRG | 55,06 |
| 4 | Mohry Heinz | FRG | 56,31 |
| 5 | Cornelis Francois | BEL | 56,33 |
| 6 | Astfalk Günter | FRG | 56,68 |
| 7 | Geier Harry | FRG | 56,90 |
| 8 | Knapp Erkki | FIN | 57,34 |

M 55 400 M

HEAT 1

| | | | |
|---|-----------------|-----|-------|
| 1 | Howarth Derek | GBR | 58,75 |
| 2 | Cras Augustin | BEL | 60,27 |
| 3 | Aanerud Harald | NOR | 62,61 |
| 4 | Saira Into | FIN | 62,90 |
| 5 | Kluender Jochen | FRG | 62,96 |
| 6 | Nordqvist Hans | SWE | 63,63 |
| 7 | Magarini Alcide | ITA | 64,63 |

HEAT 2

| | | | |
|---|---------------------|-----|-------|
| 1 | Higgins F Peter | GBR | 55,21 |
| 2 | Anton-Bofill Xavier | ESP | 58,81 |
| 3 | Bianchessi Franco | SWE | 60,45 |
| 4 | Rieger Bartl | FRG | 62,41 |
| 5 | Valkki Penti | DEN | 65,09 |
| 6 | Seppäläinen Ilmari | FIN | 65,71 |

HEAT 3

| | | | |
|---|---------------------|-----|-------|
| 1 | Neumann Berthold | FRG | 55,42 |
| 2 | Whitaker Keith | GBR | 56,33 |
| 3 | Bergesen Knut | NOR | 58,63 |
| 4 | Biagiotti Vittorio | ITA | 59,28 |
| 5 | Igrenyi Ferenc | HUN | 59,86 |
| 6 | Johansson K-E Allan | SWE | 60,25 |
| 7 | Smit Ad | HOL | 63,72 |
| 8 | Lautanala Teuvo | FIN | 63,96 |

FINAL

| | | | |
|---|---------------------|-----|-------|
| 1 | Higgins F Peter | GBR | 54,54 |
| 2 | Neumann Berthold | FRG | 55,74 |
| 3 | Whitaker Keith | GBR | 56,44 |
| 4 | Igrenyi Ferenc | HUN | 58,73 |
| 5 | Anton-Bofill Xavier | ESP | 58,85 |
| 6 | Biagiotti Vittorio | ITA | 59,70 |
| 7 | Howarth Derek | GBR | 59,76 |
| 8 | Bergesen Knut | NOR | 60,01 |

M 60 400 M

Heat 1

| | | | |
|-----|-------------------|-----|-------|
| ✓ 1 | Suoknuuti Hannu | FIN | 64.89 |
| ✓ 2 | Paulsson Gösta | SWE | 65.33 |
| 3 | Maier Alois | FRG | 66.16 |
| 4 | Olsen Walther | NOR | 67.74 |
| 5 | Matthias Wolfgang | FRG | 69.91 |
| ✓ 6 | Lindgren Günther | SWE | 71.13 |

Heat 2

| | | | |
|-----|------------------|-----|-------|
| ✓ 1 | Unnelid Bertil | SWE | 62.68 |
| 2 | Bowdler Allan | GBR | 64.50 |
| 3 | Kleinmann Ewald | FRG | 65.09 |
| 4 | Wortmann Herbert | FRG | 65.30 |
| 5 | Calewaert Leo | BEL | 67.34 |
| ✓ 6 | Mogstad Magnar | NOR | 68.87 |
| ✓ 7 | Roslund Frithiof | SWE | 69.17 |

Heat 3

| | | | |
|-----|------------------|-----|-------|
| ✓ 1 | Vikman Toivo J H | FIN | 62.50 |
| ✓ 2 | Pettersson Arne | SWE | 62.70 |
| ✓ 3 | Brindley Giles | GBR | 65.21 |
| ✓ 4 | Åkerblom Conny | SWE | 65.60 |
| 5 | Cordes Siegfried | FRG | 65.88 |
| 6 | Ackermann Erich | FRG | 69.25 |
| 7 | Töllner Theo | FRG | 74.14 |

FINAL

| | | | |
|-----|------------------|-----|-------|
| ✓ 1 | Unnelid Bertil | SWE | 61.06 |
| ✓ 2 | Vikman Toivo J H | FIN | 61.95 |
| 3 | Suoknuuti Hannu | FIN | 62.00 |
| ✓ 4 | Pettersson Arne | SWE | 62.19 |
| 5 | Bowdler Allan | GBR | 63.13 |
| 6 | Kleinmann Ewald | FRG | 64.64 |
| | Brindley Giles | GBR | NF |

M 65 400 M

Heat 1

| | | | |
|-----|-----------------|-----|-------|
| ✓ 1 | Erlandsson Jens | SWE | 66.70 |
| 2 | Kautto Alpo | FIN | 68.06 |
| ✓ 3 | Augusta Radames | ITA | 68.84 |
| ✓ 4 | Danelid Gunnar | SWE | 69.43 |
| 5 | Meyer Friedrich | FRG | 70.19 |

Heat 2

| | | | |
|-----|-----------------|-----|-------|
| ✓ 1 | Roupe Nils | SWE | 64.16 |
| 2 | Eldnes Andreas | NOR | 65.41 |
| 3 | Ahrekiel Rolf | DEN | 66.32 |
| 4 | Darrot Pierre | FRA | 66.57 |
| 5 | Ress Ewald | FRG | 66.78 |
| 6 | Steinhauser Max | AUT | 72.81 |

FINAL

| | | | |
|-----|-----------------|-----|---------|
| ✓ 1 | Erlandsson Jens | SWE | 1.03.50 |
| ✓ 2 | Roupe Nils | SWE | 1.04.62 |
| 3 | Eldnes Andreas | NOR | 1.06.43 |
| 4 | Darrot Pierre | FRA | 1.07.06 |
| 5 | Ress Ewald | FRG | 1.07.48 |
| 6 | Augusta Radames | ITA | 1.07.84 |
| 7 | Kautto Alpo | FIN | 1.08.43 |
| | Ahrekiel Rolf | DEN | brutit |

M 70 400 M

Heat 1

| | | | |
|-----|-----------------|-----|-------|
| 1 | Assmy Fritz | FRG | 64.85 |
| ✓ 2 | Müller Wolfgang | FRG | 72.94 |
| 3 | Lindgren Seth | SWE | 74.59 |
| 4 | Whelan Patrick | IRL | 78.29 |
| 5 | Pfanzelt Eduard | FRG | 81.52 |

Heat 2

| | | | |
|---|------------------|-----|-------|
| 1 | Salminen Eino | FIN | 71.25 |
| 2 | Parma Attilio | ITA | 73.62 |
| 3 | Riechers Wilhelm | FRG | 74.58 |
| 4 | Verwayen Petrus | BEL | 77.25 |
| 5 | Edigati Silvio | ITA | 79.13 |

FINAL

| | | | |
|---|------------------|-----|---------|
| 1 | Assmy Fritz | FRG | 1.05.66 |
| 2 | Salminen Eino | FIN | 1.10.79 |
| 3 | Müller Wolfgang | FRG | 1.11.76 |
| 4 | Riechers Wilhelm | FRG | 1.14.09 |
| 5 | Parma Attilio | ITA | 1.19.28 |
| | Whelan Patrick | IRL | brutit |
| | Verwayen Petrus | BEL | brutit |
| | Lindgren Seth | SWE | brutit |

M 75 400 M

FINAL

| | | | |
|---|----------------------|-----|---------|
| 1 | Haapalainen Erkki | FIN | 1.18.28 |
| 2 | Hövik Trygve | NOR | 1.21.79 |
| 3 | Baker William | GBR | 1.38.57 |
| 4 | Blanco Huerta Victor | ESP | 1.41.11 |



M 40 800 M**HEAT 1**

| | | | |
|----|---------------------|-----|---------|
| 1 | Caroll Noel | IRL | 2.00.29 |
| 2 | Krasowski Richard | FRA | 2.00.57 |
| 3 | Bregman Peter | HOL | 2.00.85 |
| 4 | Van Tol Arie | HOL | 2.01.15 |
| 5 | Kahan Josef | BEL | 2.01.34 |
| 6 | Jensen Tommy | DEN | 2.02.84 |
| 7 | Bahn Erik | DEN | 2.04.43 |
| 8 | Jensen Odd Martin | NOR | 2.05.88 |
| 9 | Van der Linde Klaas | HOL | 2.09.49 |
| 10 | Lutner Åke | SWE | 2.14.14 |
| 11 | Sipos Laszlo | HUN | 2.15.94 |

HEAT 2

| | | | |
|----|--------------------|-----|---------|
| 1 | Mercelina Ronald | HOL | 1.57.41 |
| 2 | Kaufmann HansJörg | SUI | 1.59.15 |
| 3 | Sach Josef | TCH | 1.59.29 |
| 4 | Veijalainen Markku | FIN | 2.01.26 |
| 5 | Buesser Helmut | AUT | 2.03.45 |
| 6 | Koskinen Jouko | FIN | 2.04.20 |
| 7 | Hellebust Håkon | NOR | 2.04.59 |
| 8 | Fredriksson Roy | SWE | 2.09.99 |
| 9 | Wallin Hans | SWE | 2.11.10 |
| 10 | Theobald Michael | GBR | 2.20.29 |
| | Picot Pierre | FRA | NF |

HEAT 3

| | | | |
|----|-----------------|-----|---------|
| 1 | Olausson Kurt | SWE | 1.59.06 |
| 2 | Smith Victor | GBR | 1.59.45 |
| 3 | Stierli Peter | SUI | 2.00.73 |
| 4 | Olsson Johnny | DEN | 2.01.45 |
| 5 | Bodin Claude | FRA | 2.04.96 |
| 6 | Markof Walter | FRG | 2.05.07 |
| 7 | Rosengård Ebbe | DEN | 2.10.21 |
| 8 | Peters Ton | HOL | 2.10.35 |
| 9 | Wernli Bernhard | SUI | 2.13.72 |
| 10 | Jåfs Sven-Åke | SWE | 2.15.44 |
| 11 | Dasasso Livio | ITA | 2.51.59 |

FINAL

| | | | |
|---|-------------------|-----|---------|
| 1 | Mercelina Ronald | HOL | 1.55.96 |
| 2 | Olausson Kurt | SWE | 1.57.32 |
| 3 | Kaufmann Hansjörg | SUI | 1.57.80 |
| 4 | Sach Josef | TCH | 1.59.30 |
| 5 | Carroll Noel | IRL | 2.01.90 |
| 6 | Stierli Peter | SUI | 2.02.45 |
| 7 | Krasowski Richard | FRA | 2.04.50 |
| | Smith Victor | GBR | NF |

M 45 800 M**HEAT 1**

| | | | |
|----|--------------------|-----|---------|
| 1 | Welstad Kristoffer | NOR | 2.02.47 |
| 2 | Hearns Frank | IRL | 2.02.97 |
| 3 | Wrenn Michael | GBR | 2.03.09 |
| 4 | Scheidt Willi | FRG | 2.04.85 |
| 5 | Hagen Finn Magnar | NOR | 2.06.51 |
| 6 | Odriozola José | ESP | 2.08.02 |
| 7 | Müller Kurt | FRG | 2.11.37 |
| 8 | Hirronen Jorma | FIN | 2.11.75 |
| 9 | Vollmer Dierk | FRG | 2.12.20 |
| 10 | Fröjd Nils-Erik | SWE | 2.13.07 |
| 11 | Vargas Manuel | SWE | 2.18.52 |
| | Graf Rene | SUI | NF |

HEAT 2

| | | | |
|----|---------------------|-----|---------|
| 1 | Schellenberg Georg | SUI | 2.04.42 |
| 2 | Lysne Nils | NOR | 2.04.74 |
| 3 | Schantowski Herbert | FRG | 2.06.17 |
| 4 | Lehnhardt Dieter | FRG | 2.07.79 |
| 5 | Zuccone Virginio | ITA | 2.08.79 |
| 6 | Jonsson Börje | SWE | 2.09.94 |
| 7 | Bergström Tommy | SWE | 2.10.65 |
| 8 | Husås Björn | NOR | 2.12.47 |
| 9 | Restle Max | FRG | 2.14.00 |
| 10 | Pahl Helmut | FRG | 2.18.68 |
| 11 | Radi Imre | HUN | 2.20.17 |
| 12 | Weir Norman | GBR | 2.25.02 |

FINAL

| | | | |
|---|---------------------|-----|---------|
| 1 | Wrenn Michael | GBR | 2.01.49 |
| 2 | Welstad Kristoffer | NOR | 2.01.89 |
| 3 | Scheidt Willi | FRG | 2.02.08 |
| 4 | Hearns Frank | IRL | 2.02.36 |
| 5 | Lysne Nils | NOR | 2.03.85 |
| 6 | Schantowski Herbert | FRG | 2.04.71 |
| 7 | Schellenberg Georg | SUI | 2.05.76 |
| | Hagen Finn Magnar | NOR | NF |

M 50 800 M**HEAT 1**

| | | | |
|---|-------------------|-----|---------|
| 1 | Lipka Wilhelm | FRG | 2.11.97 |
| 2 | Churchill Anthony | GBR | 2.12.17 |
| 3 | Mortensen Kaare | NOR | 2.13.61 |
| 4 | Güthoff JL Hans | FRG | 2.15.40 |
| 5 | Mikkola Väinö | FIN | 2.16.91 |
| 6 | Blöchlinger Hans | SUI | 2.17.26 |
| 7 | Sjöström Olle | SWE | 2.19.89 |
| 8 | Nagy Zoltan | HUN | 2.23.90 |
| 9 | Pettersson Yngve | SWE | 2.40.24 |

HEAT 2

| | | | |
|---|-------------------|-----|---------|
| 1 | Vink Louis | HOL | 2.10.80 |
| 2 | Grünsfelder Ernst | FRG | 2.11.26 |
| 3 | Thumm Helmut | FRG | 2.11.44 |
| 4 | Johansen Jens | NOR | 2.11.51 |
| 5 | Greppi Enrico | ITA | 2.12.53 |
| 6 | Parnaby Barry | GBR | 2.20.20 |
| 7 | Kanerva Antti | FIN | 2.20.87 |
| 8 | Olsson Kurt | SWE | 2.26.72 |
| 9 | Hansen Georg | DEN | 2.33.37 |

FINAL

| | | | |
|---|-------------------|-----|---------|
| 1 | Vink Louis | HOL | 2.07.99 |
| 2 | Churchill Anthony | GBR | 2.08.68 |
| 3 | Lipka Wilhelm | FRG | 2.08.86 |
| 4 | Thumm Helmut | FRG | 2.10.36 |
| 5 | Grünsfelder Ernst | FRG | 2.11.76 |
| 6 | Johansen Jens | NOR | 2.13.80 |
| 7 | Mortensen Kaare | NOR | 2.15.00 |
| 8 | Greppi Enrico | ITA | 2.15.98 |

M 55 800 M

HEAT 1

| | | | |
|----|------------------|-----|---------|
| 1 | Mattsson Unto | FIN | 2.12,82 |
| 2 | Neumann Berthold | FRG | 2.13,06 |
| 3 | Thomas Derek | GBR | 2.13,34 |
| 4 | Blanchou Pierre | FRA | 2.15,65 |
| 5 | Grenak Istvan | SUI | 2.19,29 |
| 6 | De Hoef Henricus | BEL | 2.21,28 |
| 7 | Johansson Roland | SWE | 2.22,07 |
| 8 | Medelius Sten | SWE | 2.25,85 |
| 9 | Magarini Alcide | ITA | 2.26,40 |
| 10 | Mierow Horst | FRG | 2.31,34 |

HEAT 2

| | | | |
|---|---------------------|-----|---------|
| 1 | Bonvecchio Lodovico | ITA | 2.16,50 |
| 2 | Marckx Rene | BEL | 2.16,80 |
| 3 | Hartung Herbert | FRG | 2.17,07 |
| 4 | Howarth Derek | GBR | 2.17,71 |
| 5 | Baas Piet | HOL | 2.18,65 |
| 6 | Johansson K-E Allan | SWE | 2.19,45 |
| 7 | Novak Karoly | HUN | 2.21,35 |
| 8 | Krenzer Heinz | FRG | 2.23,79 |
| 9 | Nordqvist Hans | SWE | 2.29,91 |

FINAL

| | | | |
|---|---------------------|-----|---------|
| 1 | Mattsson Unto | FIN | 2.10.39 |
| 2 | Neumann Berthold | FRG | 2.10.83 |
| 3 | Thomas Derek | GBR | 2.11.34 |
| 4 | Blanchou Pierre | FRA | 2.13.47 |
| 5 | Howarth Derek | GBR | 2.15.37 |
| 6 | Bonvecchio Lodovico | ITA | 2.16.05 |
| 7 | Marckx Rene | BEL | 2.16.15 |
| 8 | Hartung Herbert | FRG | 2.16.35 |

M 60 800 M

FINAL

| | | | |
|----|-------------------|-----|-----------------|
| 1 | Boutard Robert | FRA | 2.23.26 |
| 2 | Vikman Toivo J H | FIN | 2.23.70 |
| 3 | Nielsen Basil | GBR | 2.24.96 |
| 4 | Kystad Jan | NOR | 2.25.83 |
| 5 | Brindley Giles | GBR | 2.27.37 |
| 6 | Ekman Gert | SWE | 2.27.82 |
| 7 | Karlsson Kalle | SWE | 2.29.50 2.30.50 |
| 8 | Paulsson Gösta | SWE | 2.31.19 2.29.50 |
| 9 | Betella Francesco | ITA | 2.34.66 2.31.19 |
| 10 | Blixt Rudolf | SWE | 2.35.52 2.34.66 |
| 11 | Nordfält Kaj | SWE | 2.50.50 2.35.52 |
| 12 | Unnelid Bertil | SWE | NF |

Se meddelande från Kalle Karlsson som bekräftar att han kom sist. Det var Gösta Paulsson som pötkade

M 65 800 M detta till m.s. 1988-11-13

FINAL

| | | | |
|---|-----------------|-----|---------|
| 1 | Roupe Nils | SWE | 2.32.79 |
| 2 | Asplund Alvar | SWE | 2.38.78 |
| 3 | Ress Ewald | FRG | 2.40.64 |
| 4 | Ahrekiel Rolf | DEN | 2.41.40 |
| 5 | Augusta Radames | ITA | 2.44.13 |
| 6 | Virolainen Aimo | FIN | 2.44.99 |
| 7 | Eble Eugen | FRG | 3.05.20 |

M 70 800 M

FINAL

| | | | |
|---|--------------------|-----|---------|
| 1 | Parma Attilio | ITA | 2.46.73 |
| 2 | Santala Eero Armas | FIN | 2.47.26 |
| 3 | Lie Oddvar | NOR | 2.50.71 |
| 4 | Salminen Eino | FIN | 2.56.16 |
| 5 | Strannhage Henry O | SWE | 2.58.30 |
| 6 | Edigati Silvio | ITA | 3.09.36 |
| 7 | Whelan Patrick | IRL | 3.18.77 |

M 75 800 M

FINAL

| | | | |
|---|----------------------|-----|---------|
| 1 | Streubel Walter | FRG | 3.09.80 |
| 2 | Hövik Trygve | NOR | 3.11.76 |
| 3 | Rolls Leonard | GBR | 3.16.44 |
| 4 | Haapalainen Erkki | FIN | 3.17.88 |
| 5 | Näsje Ragnvald | NOR | 3.19.40 |
| 6 | Lauxmann Adi | FRG | 3.41.01 |
| 7 | Blanco Huerta Victor | ESP | 3.49.16 |

M 40 1500 M

Heat 1

| | | | |
|----|-------------------|-----|---------|
| 1 | Smith Victor | GBR | 4.05.52 |
| 2 | Karsikas Raimo | FIN | 4.05.81 |
| 3 | Bodin Claude | FRA | 4.09.60 |
| 4 | Vakkuri Pekka | FIN | 4.10.94 |
| 5 | Van Tol Arie | HOL | 4.13.57 |
| 6 | Jonsson Stig | SWE | 4.14.87 |
| 7 | Lutner Åke | SWE | 4.27.42 |
| 8 | Jensen Odd Martin | NOR | 4.32.14 |
| 9 | Neustadt Volker | FRG | 4.40.14 |
| 10 | Skovbög Erik | DEN | 4.44.00 |

Heat 2

| | | | |
|----|--------------------|-----|---------|
| 1 | Seger Kalevi | FIN | 4.04.39 |
| 2 | Ödegård Harald | NOR | 4.04.82 |
| 3 | Duff Martin | GBR | 4.05.11 |
| 4 | Veijalainen Markku | FIN | 4.05.98 |
| 5 | Olsson Johnny | DEN | 4.06.40 |
| 6 | Bregman Peter | HOL | 4.16.74 |
| 7 | Wallin Hans | SWE | 4.23.68 |
| 8 | Berggren Svante | SWE | 4.29.94 |
| 9 | Theobald Michael | GBR | 4.34.05 |
| 10 | Larsen Flemming | DEN | 4.48.78 |
| 11 | Kreibich Rainer | FRG | 4.52.96 |

Heat 3

| | | | |
|---|------------------|-----|---------|
| 1 | Mercelina Ronald | HOL | 4.03.78 |
| 2 | Olausson Kurt | SWE | 4.04.53 |
| 3 | Stierli Peter | SUI | 4.14.51 |
| 4 | Power Richard | IRL | 4.15.69 |
| 5 | Makles Patrick | FRA | 4.18.00 |
| 6 | Rosengård Ebbe | DEN | 4.23.38 |
| 7 | Nilsen Børge | DEN | 4.25.15 |
| 8 | Upegui Douglas | SWE | 4.28.42 |

FINAL

| | | | |
|----|--------------------|-----|---------|
| 1 | Merzelina Ronald | HOL | 4.02.25 |
| 2 | Smith Victor | GBR | 4.04.19 |
| 3 | Olausson Kurt | SWE | 4.04.65 |
| 4 | Karsikas Raimo | FIN | 4.08.45 |
| 5 | Seger Kalevi | FIN | 4.08.99 |
| 6 | Veijalainen Markku | FIN | 4.10.86 |
| 7 | Olsson Johnny | DEN | 4.10.99 |
| 8 | Van Tol Arie | HOL | 4.11.72 |
| 9 | Bodin Claude | FRA | 4.12.61 |
| 10 | Vakkuri Pekka | FIN | 4.13.28 |
| | Duff Martin | GBR | — |

M 45 1500 M

HEAT 1

| | | | |
|----|--------------------|-----|---------|
| 1 | Welstad Kristoffer | NOR | 4.10.20 |
| 2 | Wrenn Michael | GBR | 4.10.65 |
| 3 | Sohr Günter | FRG | 4.11.75 |
| 4 | Puccio Salvatore | ITA | 4.12.13 |
| 5 | Kaila Seppo | FIN | 4.18.71 |
| 6 | Schellenberg Georg | SUI | 4.22.48 |
| 7 | Bauermeister Bodo | FRG | 4.23.09 |
| 8 | Huber Andreas | FRG | 4.23.59 |
| 9 | Bergström Tommy | SWE | 4.24.28 |
| 10 | Scheidt Willi | FRG | 4.27.52 |
| 11 | Odriozola José | ESP | 4.28.14 |
| 12 | Hansen Knut | NOR | 4.39.81 |
| 13 | Johansson Kjell | SWE | 4.57.52 |

HEAT 2

| | | | |
|----|---------------------|-----|---------|
| 1 | Mc. Namara James | IRL | 4.16.19 |
| 2 | Kurz Josef | FRG | 4.17.19 |
| 3 | Hagen Finn Magnar | NOR | 4.17.43 |
| 4 | Lysne Nils | NOR | 4.17.88 |
| 5 | Isenschmid Hugo | SUI | 4.18.40 |
| 6 | Bressem Winfried | FRG | 4.19.28 |
| 7 | Schantowski Herbert | FRG | 4.20.56 |
| 8 | Schelfhaut Robert | BEL | 4.20.96 |
| 9 | Vollmer Dierk | FRG | 4.23.39 |
| 10 | Kimber Edward | GBR | 4.38.67 |
| 11 | Restle Max | FRG | 4.49.34 |

FINAL

| | | | |
|----|---------------------|-----|---------|
| 1 | Wrenn Michael | GBR | 4.06.03 |
| 2 | Kurz Josef | FRG | 4.06.22 |
| 3 | McNamara James | IRL | 4.06.45 |
| 4 | Welstad Kristoffer | NOR | 4.07.57 |
| 5 | Hagen Finn Magnar | NOR | 4.13.53 |
| 6 | Sohr Günter | FRG | 4.14.72 |
| 7 | Bressem Winfred | FRG | 4.17.96 |
| 8 | Lysne Nils | NOR | 4.22.28 |
| 9 | Kaila Seppo | FIN | 4.23.12 |
| 10 | Schantowski Herbert | FRG | 4.27.53 |
| 11 | Puccio Salvatore | ITA | 5.07.44 |
| | Isenschmid Hugo | SUI | — |

M 50 1500 M

Heat 1

| | | | |
|----|-------------------|-----|---------|
| 1 | Hirsch Heinz | FRG | 4.23.91 |
| 2 | Conzelmann Rolf | FRG | 4.24.62 |
| 3 | Thumm Helmut | FRG | 4.26.49 |
| 4 | Johansen Jens | NOR | 4.27.16 |
| 5 | Churchill Anthony | GBR | 4.28.30 |
| 6 | Weritz Günter | FRG | 4.30.02 |
| 7 | Sjoerds Sjoerd | HOL | 4.39.93 |
| 8 | Thygelsen Kjeld | DEN | 4.46.87 |
| 9 | Borgmann Hans | FRG | 4.52.26 |
| 10 | Henmyr Nils | SWE | 5.07.72 |
| 11 | Arvidsson Ingvar | SWE | 5.10.68 |

HEAT 2

| | | | |
|----|---------------------|-----|---------|
| 1 | Vink Louis | HOL | 4.29.08 |
| 2 | Lipka Wilhelm | FRG | 4.29.62 |
| 3 | Jung Karl Heinz | FRG | 4.30.81 |
| 4 | Mortensen Kaare | NOR | 4.31.98 |
| 5 | Hietalahti Matti | FIN | 4.33.69 |
| 6 | Zani Angelo | ITA | 4.41.37 |
| 7 | Christensen Aage | DEN | 4.45.10 |
| 8 | Nilsson Ingemar | SWE | 5.04.62 |
| 9 | Tafel Otto | FRG | 5.15.51 |
| 10 | Nilsland Nils Astor | SWE | 5.24.39 |

FINAL

| | | | |
|----|-------------------|-----|---------|
| 1 | Hirsch Heinz | FRG | 4.16.96 |
| 2 | Conzelmann Rolf | FRG | 4.17.57 |
| 3 | Lipka Wilhelm | FRG | 4.23.27 |
| 4 | Vink Louis | HOL | 4.25.71 |
| 5 | Churchill Anthony | GBR | 4.26.09 |
| 6 | Thumm Helmut | FRG | 4.26.14 |
| 7 | Johansen Jens | NOR | 4.28.50 |
| 8 | Mortensen Kaare | NOR | 4.31.61 |
| 9 | Jung Karl Heintz | FRG | 4.34.18 |
| 10 | Hietalahti Matti | FIN | 4.35.73 |
| 11 | Weritz Günter | FRG | 4.36.21 |
| 12 | Sjoerds Sjoerd | HOL | 4.44.01 |

M 55 1500 M

HEAT 1

| | | | |
|---|---------------------|-----|---------|
| 1 | Mattsson Unto | FIN | 4.34.94 |
| 2 | Marckx Rene | BEL | 4.35.71 |
| 3 | Thomas Derek | GBR | 4.39.39 |
| 4 | Stimmerling Karsten | FRG | 4.42.42 |
| 5 | Johansson Roland | SWE | 4.51.63 |
| 6 | Stangl Andreas | AUT | 4.57.80 |
| 7 | Magarini Alcide | ITA | 4.59.67 |
| 8 | Mierow Horst | FRG | 5.11.14 |

HEAT 2

| | | | |
|---|---------------------------|-----|---------|
| 1 | Bonvecchio Lodovico | ITA | 4.39.78 |
| 2 | Grenak Istvan | SUI | 4.41.47 |
| 3 | Hartung Herbert | FRG | 4.42.67 |
| 4 | Johansson K-E Allan | SWE | 4.43.42 |
| 5 | Baas Piet | HOL | 4.44.10 |
| 6 | De Hoef Henricus | BEL | 4.44.96 |
| 7 | Luepfert Stefan | FRG | 4.45.59 |
| 8 | Nielsen Egon | DEN | 4.53.46 |
| 9 | Florencio Hernandez Avila | ESP | 5.15.23 |

FINAL

| | | | |
|----|---------------------|-----|---------|
| 1 | Mattsson Unto | FIN | 4.33.37 |
| 2 | Thomas Derek | GBR | 4.34.45 |
| 3 | Marckx Rene | BEL | 4.36.41 |
| 4 | Bonvecchio Lodovico | ITA | 4.38.31 |
| 5 | Hartung Herbert | FRG | 4.38.65 |
| 6 | Luepfert Stefan | FRG | 4.39.67 |
| 7 | Stiemerling Karsten | FRG | 4.40.96 |
| 8 | Baas Piet | HOL | 4.41.94 |
| 9 | Grenak Istvan | SUI | 4.42.39 |
| 10 | Johansson K-E Allan | SWE | 4.46.42 |
| 11 | De Hoef Henricus | BEL | 4.50.38 |
| 12 | Johansson Roland | SWE | 4.51.22 |

M 60 1500 M

HEAT 1

| | | | |
|---|-------------------|-----|---------|
| 1 | Kystad Jan | NOR | 4.53.28 |
| 2 | Kant Åke | SWE | 4.57.02 |
| 3 | Liukka Olavi | FIN | 4.57.31 |
| 4 | Betella Francesco | ITA | 5.11.20 |
| 5 | Paulsson Gösta | SWE | 5.14.03 |
| 6 | Nordfält Kaj | SWE | 5.25.42 |
| 7 | Willems Martin | FRG | 5.29.93 |
| 8 | Tonelli Giuliano | ITA | 5.33.24 |
| 9 | Pedersen Nils A | DEN | 5.44.17 |

HEAT 2

| | | | |
|---|------------------|-----|---------|
| 1 | Boutard Robert | FRA | 5.00.46 |
| 2 | Hernelind Konrad | SWE | 5.04.38 |
| 3 | Vikman Toivo J H | FIN | 5.05.55 |
| 4 | Ekman Gert | SWE | 5.05.78 |
| 5 | Nielsen Basil | GBR | 5.05.88 |
| 6 | Jost Paul | FRG | 5.06.35 |
| 7 | Todd James | GBR | 5.06.61 |
| 8 | Wöhr Eugen | FRG | 5.23.95 |
| 9 | Karlsson Kalle | SWE | 5.59.62 |

FINAL

| | | | |
|----|-------------------|-----|---------|
| 1 | Hernelind Konrad | SWE | 4.51.04 |
| 2 | Kant Åke | SWE | 4.51.24 |
| 3 | Vikman Toivo J H | FIN | 4.52.18 |
| 4 | Kystad Jan | NOR | 4.52.28 |
| 5 | Nielsen Basil | GBR | 4.57.22 |
| 6 | Liukka Olavi | FIN | 5.00.28 |
| 7 | Todd James | GBR | 5.03.29 |
| 8 | Jost Paul | FRG | 5.05.49 |
| 9 | Ekman Gert | SWE | 5.08.19 |
| 10 | Paulsson Gösta | SWE | 5.24.71 |
| | Betella Francesco | ITA | --- |
| | Boutard Robert | FRA | --- |

M 65 1500 M

FINAL

| | | | |
|----|------------------|-----|---------|
| 1 | Roupe Nils | SWE | 5.11.76 |
| 2 | Asplund Alvar | SWE | 5.15.18 |
| 3 | Verloop Jan | HOL | 5.19.22 |
| 4 | Faude Paul | SUI | 5.19.81 |
| 5 | Pauwels Emiel | BEL | 5.27.94 |
| 6 | Virolainen Aimo | FIN | 5.29.88 |
| 7 | Augusta Radames | ITA | 5.36.80 |
| 8 | Stuetzle Julius | FRG | 5.37.86 |
| 9 | Eble Eugen | FRG | 6.17.62 |
| 10 | Wolff Georg | FRG | 6.46.49 |
| 11 | Cobelli Dino | ITA | 7.51.53 |
| | Sallstrand Max | SWE | - |
| | Danelid Gunnar | SWE | - |
| | Himmelsbach Emil | FRG | - |

M 70 1500 M

FINAL

| | | | |
|---|---------------------|-----|---------|
| 1 | Parma Attilio | ITA | 5.37.50 |
| 2 | Santala Eero Armas | FIN | 5.37.72 |
| 3 | Lie Oddvar | NOR | 5.37.81 |
| 4 | Johannesson Bertil | SWE | 5.50.18 |
| 5 | Ekerstål Georg | SWE | 5.58.93 |
| 6 | Simonsen Erik | DEN | 6.13.51 |
| 7 | Whelan Patrick | IRL | 7.03.30 |
| 8 | Corti Camillo | ITA | 7.55.55 |
| | Franklinsson Bertil | SWE | - |
| | Schrei Janos | HUN | - |

M 75 1500 M

FINAL

| | | | |
|---|----------------------|-----|---------|
| 1 | Reuss Willy | FRG | 6.02.78 |
| 2 | Rolls Leonard | GBR | 6.18.32 |
| 3 | Näsje Ragnvald | NOR | 6.38.60 |
| 4 | Monori Kovacs Jenő | HUN | 6.52.15 |
| 5 | Leonhardt Max | FRG | 7.00.11 |
| | Blanco Huerta Victor | ESP | brutit |
| | Haapalainen Erkki | FIN | brutit |
| | Lauxmann Adi | FRG | brutit |

M 80 1500 M

FINAL

| | | | |
|---|----------------|-----|---------|
| 1 | Helber Fritz | FRG | 6.16.13 |
| 2 | Lassen Charley | DEN | 6.24.73 |
| 3 | Hjortling Enar | SWE | 6.37.22 |
| 4 | Kauppi Leevi | FIN | 7.17.45 |
| 5 | Juhász Istvan | HUN | 7.26.69 |
| 6 | Vass Jozsef | HUN | 9.52.93 |



M 40 5000 M
FINAL

| | | | |
|----|---------------------|-----|----------|
| 1 | Duff Martin | GBR | 15.08,39 |
| 2 | Vähäjylkkä Jorma | FIN | 15.12,43 |
| 3 | Buckley John | IRL | 15.24,05 |
| 4 | Duhamet Daniel | FRA | 15.27,56 |
| 5 | Seger Kalevi | FIN | 15.39,61 |
| 6 | Fürle Dietrich | FRG | 15.40,50 |
| 7 | Haglund Stig | FIN | 15.40,88 |
| 8 | Zachrisson Lars | SWE | 15.42,94 |
| 9 | Suerlock Brendan | IRL | 15.55,92 |
| 10 | Daniel Jean-Louis | FRA | 16.14,27 |
| 11 | Punhösl Franz | AUT | 16.17,65 |
| 12 | Vakkuri Pekka | FIN | 16.18,48 |
| 13 | Jonsson Stig | SWE | 16.21,69 |
| 14 | Gårdman Lars | SWE | 16.22,14 |
| 15 | Fagan P J | IRL | 16.27,27 |
| 16 | Heiler Wolfgang | FRG | 16.34,89 |
| 17 | Kreienbaum Bernhard | FRG | 16.36,11 |
| 18 | Nilsen Børge W | DEN | 16.38,58 |
| 19 | Van Tol Arie | HOL | 16.40,06 |
| 20 | Power Richard | IRL | 16.45,07 |
| 21 | Aarefjord Kjell | NOR | 16.47,24 |
| 22 | Larsson Bengt | SWE | 16.55,44 |
| 23 | Grall Jean-Marie | FRA | 16.59,52 |
| 24 | Nilsson Håkan | SWE | 17.05,40 |
| 25 | Melykuti Afpad | HUN | 17.07,50 |
| 26 | Salonen Aarno | FIN | 17.17,84 |
| 27 | Svensson Rolf | SWE | 17.28,72 |
| 28 | Andersson Knud R | DEN | 17.38,32 |
| 29 | Hansson Jan | SWE | 18.16,89 |
| 30 | Sautiere Andre | FRA | 18.23,00 |
| 31 | Petersen Tommy | DEN | 18.35,79 |
| 32 | Monneron Georges | FRA | 18.36,92 |
| 33 | Kreibich Rainer | FRG | 18.52,05 |
| 34 | Rutkowski Henryk | POL | 19.40,93 |
| 35 | Müller Heinz-Jürgen | FRG | 22.04,44 |

| | | | |
|----|----------------------|-----|----------|
| 36 | Stangenmyr Karl-Erik | SWE | 22.57,89 |
| | Persson Nils H | SWE | NF |
| | Midelf Ingvald | SWE | NF |
| | Rasmussen Carsten | DEN | NF |

M 45 5000 M

| | | | |
|----|---------------------------|-----|----------|
| 1 | McNamara James | IRL | 15.25.36 |
| 2 | Kurz Josef | FRG | 15.29.12 |
| 3 | Aldegarga Armando | POR | 15.34.75 |
| 4 | Chiau Wilfried | BEL | 15.40.12 |
| 5 | Undersåker Nils | NOR | 15.46.20 |
| 6 | Santiago Manguan | ESP | 15.48.33 |
| 7 | Schelfhaut Robert | BEL | 15.54.24 |
| 8 | Sohr Günther | FRG | 16.08.22 |
| 9 | Kaila Seppo | FIN | 16.14.35 |
| 10 | Andersen Gustav | NOR | 16.17.33 |
| 11 | Röhrig Willi | FRG | 16.22.71 |
| 12 | Kadner Hermann | FRG | 16.33.06 |
| 13 | Scheiber Kaspar | SUI | 16.35.18 |
| 14 | Carletti Giancarlo | ITA | 16.37.23 |
| 15 | Huber Andreas | FRG | 16.39.72 |
| 16 | Höije Bertil | SWE | 16.53.21 |
| 17 | Lawson Georg I | GBR | 16.54.90 |
| 18 | Guerricabeitia José Ant U | ESP | 17.00.90 |
| 19 | Hirschfeldt Martin | FRG | 17.27.89 |
| 20 | Vos Bert | HOL | 17.31.76 |
| 21 | Kimer Edward | GBR | 17.45.67 |
| 22 | Guerreschi Mario | ITA | 18.20.36 |
| 23 | Johansson Gert | SWE | 18.40.09 |
| 24 | Georgije Divjak | YUG | 18.57.26 |
| 25 | Altarriba Lorenzo | ESP | 19.08.43 |
| 26 | Nilsson Alvin | SWE | 19.28.94 |
| 27 | Haug Odd Öivind | NOR | 20.26.23 |
| 28 | Áradsson Bengt | SWE | 20.33.04 |
| 29 | Neumann Dieter | SWE | 21.53.40 |
| | Bressem Winfried | FRG | NF |



M 50 5000 M

| | | | |
|----|---------------------|-----|----------|
| 1 | Van Onselen Jean | BEL | 15.58.13 |
| 2 | Conzelmann Rolf | FRG | 16.09.70 |
| 3 | Lundberg Bo Ingemar | SWE | 16.11.81 |
| 4 | Jung Karl Heinz | FRG | 16.21.47 |
| 5 | Lauridsen Bent | DEN | 16.27.61 |
| 6 | Walsh Declan | IRL | 16.36.85 |
| 7 | Panetto Giovanni | ITA | 16.46.44 |
| 8 | Skyttä Väinö | FIN | 16.53.77 |
| 9 | Parodi Giancarlo | ITA | 16.59.22 |
| 10 | Christensen Aage | DEN | 17.31.40 |
| 11 | Hietalahti Matti | FIN | 17.31.51 |
| 12 | Sjoerds Sjoerd | HOL | 17.37.78 |
| 13 | Adolfsson Bernt | SWE | 18.08.29 |
| 14 | Cromm Rolf | FRG | 18.12.71 |
| 15 | Möller Fred | SWE | 18.17.53 |
| 16 | Florenç Åke | SWE | 18.18.55 |
| 17 | Suikkanen Ilmo | FIN | 18.18.97 |
| 18 | Wallin Lars | SWE | 18.19.29 |
| 19 | Brozek Paul | SUI | 18.20.41 |
| 20 | Sandberg Jan | SWE | 18.22.65 |
| 21 | Jeppsson Sven | SWE | 18.41.27 |
| 22 | Björnberg Bengt | SWE | 18.56.94 |
| 23 | Henriksson Kurt | SWE | 19.12.94 |
| 24 | Arvidsson Ingvar | SWE | 19.35.03 |
| 25 | Bosko Dordevic | YUG | 19.52.84 |
| 26 | Petersohn Karl-Axel | SWE | 20.30.67 |
| 27 | Petersson Sven | SWE | 20.49.68 |
| 28 | Sanges Antoni Mateu | ESP | 21.04.15 |
| 29 | Åkerman Sven-Erik | SWE | 21.19.13 |
| 30 | Levai Bela | HUN | 21.28.26 |
| 31 | Ferrari Bortolo | SWE | 21.31.27 |
| 32 | Nilsson Olle | SWE | 22.32.50 |
| | Weritz Günter | FRG | NF |
| | Hirsch Heinz | FRG | NF |
| | Helber Fritz | FRG | NF |

M 55 5000 M

| | | | |
|----|---------------------------|-----|----------|
| 1 | Monseur Roger | BEL | 16.46.49 |
| 2 | Strand Lars | SWE | 16.49.51 |
| 3 | Van Ravensbergen Wim | HOL | 16.50.32 |
| 4 | Nielsen Egon | DEN | 17.17.09 |
| 5 | Sandquist Elland | SWE | 17.33.53 |
| 6 | Sormunen Esko | FIN | 17.37.68 |
| 7 | Wood John Derek | GBR | 17.38.99 |
| 8 | Nostadt Reinhard | FRG | 17.47.33 |
| 9 | Oinonen Unto | FIN | 17.59.53 |
| 10 | Lynch Timothy | IRL | 18.53.07 |
| 11 | Florencio Hernandez Avila | ESP | 19.35.02 |
| 12 | Pecsi Rezso | HUN | 19.47.54 |
| 13 | Kovanen Eino | FIN | 19.54.96 |
| 14 | Verbaan Arie | HOL | 20.20.35 |
| 15 | Johansson Ingmar | SWE | 20.44.76 |
| 16 | Grosse-Coosmann Alwin | FRG | 21.44.50 |
| 17 | Kraus Antoni | POL | 21.46.99 |
| | Acqvarone Luciano | ITA | NF |
| | Steinhauer Leif | DEN | NF |

M 60 5000 M

| | | | |
|----|-----------------------|-----|----------|
| 1 | Bergman Rune | SWE | 17.32.87 |
| 2 | Hernelind Konrad | SWE | 18.07.06 |
| 3 | Boterberg Remi | BEL | 18.12.89 |
| 4 | Lotsberg Gunnar | SWE | 18.18.71 |
| 5 | Robinson David | GBR | 18.19.10 |
| 6 | Vossler Erwin | FRG | 18.19.91 |
| 7 | Malm Peder | SWE | 18.21.03 |
| 8 | Gustavsson Albert | SWE | 18.26.49 |
| 9 | Liukka Olavi | FIN | 18.34.16 |
| 10 | Buchwald Herbert | FRG | 18.38.68 |
| 11 | Todd James | GBR | 18.54.54 |
| 12 | Bjerknes Alf R | NOR | 19.14.47 |
| 13 | Jost Paul | FRG | 19.16.20 |
| 14 | Bögh Tore | NOR | 19.17.40 |
| 15 | Kant Åke | SWE | 19.18.70 |
| 16 | Henningsson Hans | SWE | 19.33.18 |
| 17 | Thell Sture | SWE | 19.36.58 |
| 18 | Peter Rudolf | FRG | 19.39.64 |
| 19 | Dupuy Andre | FRA | 19.50.53 |
| 20 | Tonelli Givliano | ITA | 20.30.11 |
| 21 | Laczko Janos | HUN | 20.42.16 |
| 22 | Oscarsson Carl-Gustaf | SWE | 21.08.01 |
| 23 | Snoep Joop | HOL | 21.19.41 |
| 24 | Pedersen Nis A | DEN | 21.19.87 |
| 25 | Hestmann Robert Jan | NOR | 21.56.53 |
| 26 | Niederreiter Franz | AUT | 23.13.00 |

M 65 5000 M

FINAL

| | | | |
|----|-----------------------------------|-----|----------|
| 1 | Johansson ^{Gösta} Gustav | SWE | 18.38,78 |
| 2 | Larsson Herbert | SWE | 19.10,79 |
| 3 | Faude Paul | SUI | 19.37,73 |
| 4 | Steinhauser Max | AUT | 19.38,09 |
| 5 | Asplund Alvar | SWE | 19.50,61 |
| 6 | Virolainen Aimo | FIN | 20.28,37 |
| 7 | Augsta Radames | ITA | 21.04,97 |
| 8 | Andersson Ejner Verner | SWE | 21.37,83 |
| 9 | Tavares Francisco | POR | 21.59,38 |
| 10 | Vaczi Mihaly | HUN | 21.59,67 |
| 11 | Nasi Pietro | ITA | 22.21,52 |
| 12 | Juraj Kovac | TCH | 22.32,14 |
| 13 | Olsson Göte | SWE | 22.37,96 |
| 14 | Lenke Gerhard | FRG | 22.48,03 |
| 15 | Wolff Georg | FRG | 24.43,93 |
| 16 | Mighofer Heinz | FRG | 25.57,30 |
| 17 | Eriksson Sigfrid | SWE | 26.10,65 |

M 70 5000 M

FINAL

| | | | |
|----|------------------|-----|----------|
| 1 | Lie Oddvar | NOR | 21.09,94 |
| 2 | Johansson Bertil | SWE | 21.21,19 |
| 3 | Gakis Panayotis | GRE | 21.25,56 |
| 4 | Aellen Lucien | SUI | 21.34,45 |
| 5 | Ekerstål Georg | SWE | 22.26,33 |
| 6 | Brauner Josef | FRG | 22.35,01 |
| 7 | Furhoff Elis | SWE | 23.06,82 |
| 8 | Mross Max | FRG | 23.16,00 |
| 9 | Simonsen Erik | DEN | 23.30,53 |
| 10 | Smedlund Bo | SWE | 24.41,97 |
| 11 | Theune Gerhart | FRG | 24.43,38 |
| 12 | Stotz Franz | FRG | 26.18,26 |
| 13 | Schrei Janos | HUN | 26.53,31 |
| 14 | Corti Camillo | ITA | 28.44,57 |

M 75 5000 M

FINAL

| | | | |
|---|--------------------|-----|----------|
| 1 | Laiho Martti | FIN | 22.59,72 |
| 2 | Rolls Leonard | GBR | 23.36,41 |
| 3 | Wir Georg | SWE | 24.59,78 |
| 4 | Kovacs Jenö Monori | HUN | 25.08,62 |

M 80 5000 M

FINAL

| | | | |
|---|----------------|-----|----------|
| 1 | Helber Fritz | FRG | 23.06,93 |
| 2 | Lassen Charley | DEN | 24.27,77 |
| 3 | Althaus Alfred | FRG | 25.44,27 |
| 4 | Raschke Max | FRG | 33.16,79 |
| | Hjortling Enar | SWE | NF |

M 40 10000 M

FINAL

| | | | | |
|----|---------------------|------|----------|----------|
| 1 | Ståhl Kjell-Erik | SWE | 30.43.30 | |
| 2 | Martin Malcolm | GBR | 31.06.84 | |
| 3 | Vähäykkä Jorma | FIN | 31.17.01 | |
| 4 | Duhamet Daniel | FRA | 31.56.83 | |
| 5 | Conzelmann Günther | FRG | 32.04.13 | |
| 6 | Overskov Lars | DEN | 32.11.24 | |
| 7 | Schrader Jochen | FRG | 32.29.41 | |
| 8 | Suerlock Brendan | IRL | 32.55.86 | |
| 9 | Persson Nils H | SWE | 33.10.17 | |
| 10 | Andersson Gunnar | SWE | 33.11.02 | |
| 11 | Punhösl Franz | AUT | 33.19.41 | |
| 12 | Daniel Jean-Louis | FRA | 33.21.29 | |
| 13 | Heiler Wolfgang | SWE | 33.39.72 | |
| 14 | Tabajdi Jozsef | HUN | 33.52.11 | |
| 15 | Kreienbaum Bernhard | FRG | 34.15.20 | |
| 16 | Cembran Giuseppe | ITA | 34.24.56 | |
| 17 | Dunne Brendan | IRL | 34.27.06 | |
| 18 | Bassi Michele | ITA | 34.43.11 | |
| 19 | Lutner Åke | SWE | 34.49.74 | |
| 20 | Salonen Aarno | FIN | 34.51.57 | |
| 21 | Aarefjord Kjell | NOR | 35.06.48 | |
| 22 | Grall Jean-Marie | FRA | 35.11.79 | |
| 23 | Nilsson Håkan | SWE | 35.46.45 | |
| 24 | Werner Knyz | AUT | 35.58.16 | |
| 25 | Upegui Douglas | SUI | 36.05.75 | |
| 26 | Frauenthiener Jorg | SUI | 36.24.44 | |
| 27 | Andersson Lars-Olle | SWE | 36.43.84 | |
| 28 | Sautiere Andre | FRA | 36.51.39 | |
| 29 | Boschulte Friedhelm | FRG | 37.57.12 | |
| 30 | Engquist Seved | SWE | 38.02.28 | |
| 31 | Petersen Tommy | DEN | 38.55.77 | |
| 32 | Hansson Börje | SWE | 38.58.75 | |
| 33 | Everts Evert | FRG | 39.19.67 | |
| 34 | Kriz Vladimir | TCH | 39.59.43 | |
| 35 | Stangemyr Karl-Erik | SWE | 49.07.00 | |
| | Rasmussen Carsten | DEN | NF | |
| | Dunne Bernhard | IRL | NF | |
| | Lawson Georg I | N.C. | GBR | 34.37.86 |

M 45 10000 M

| | | | |
|----|--------------------------|-----|----------|
| 1 | Aldegalega Armando | POR | 32.04.70 |
| 2 | Santiago Manguan | ESP | 32.20.93 |
| 3 | Chiau Walfried | BEL | 32.30.24 |
| 4 | Kiss Jozsef | HUN | 33.53.96 |
| 5 | Merlitz Friedhelm | FRG | 34.02.26 |
| 6 | Brandes Fritz | FRG | 34.14.75 |
| 7 | Kaila Seppo | FIN | 34.15.37 |
| 8 | Lote Styrk | NOR | 34.19.71 |
| 9 | Andersen Gustav | NOR | 34.35.45 |
| 10 | Kadner Hermann | FRG | 34.43.28 |
| 11 | Höije Bertil | SWE | 34.49.71 |
| 12 | Scheiber Kaspar | SUI | 34.54.24 |
| 13 | Jeans Ronald | GBR | 34.55.32 |
| 14 | Urgel Jose Ant Guerrica. | ESP | 35.54.94 |
| 15 | Rücker Heinrich | FRG | 36.16.23 |
| 16 | Evertsson Arne | SWE | 36.48.57 |
| 17 | Pettersson Leif Ingemar | SWE | 37.13.23 |
| 18 | Bergin John | IRL | 37.30.31 |
| 19 | Vos Bert | HOL | 37.30.51 |
| 20 | Egeresi Laszlo | HUN | 38.33.76 |
| 21 | Olsson Hans | SWE | 38.43.74 |
| 22 | Johansson Gert | SWE | 39.27.04 |
| 23 | Lanzén Bertil | SWE | 39.53.50 |
| 24 | Claesson Bertil | SWE | 40.17.19 |
| 25 | Nilsson Alvin | SWE | 41.15.28 |
| 26 | Neuman Dieter | SWE | 44.03.72 |
| 27 | Roucka Rudolf | TCH | 44.15.05 |
| 28 | Palmgren Erik Lennart | SWE | 46.18.81 |
| 29 | Svanberg Inge | SWE | 48.23.32 |

M 50 10000 M

| | | | |
|----|---------------------|-----|----------|
| 1 | Van Onselem Jean | BEL | 33.10.57 |
| 2 | Lauridsen Bent | DEN | 34.29.89 |
| 3 | Walsh Declan | IRL | 34.53.46 |
| 4 | Dunne William | IRL | 35.25.75 |
| 5 | Parodi Giancarlo | ITA | 35.32.77 |
| 6 | Jansen Romain | HOL | 35.45.20 |
| 7 | Skyttä Väinö | FIN | 35.47.58 |
| 8 | Zorzos G | GRE | 36.36.59 |
| 9 | Helber Fritz | FRG | 36.40.25 |
| 10 | Stockinger Herbert | AUT | 36.44.08 |
| 11 | Rijnink Jan | HOL | 37.37.49 |
| 12 | Larsen Jörgen | DEN | 37.40.36 |
| 13 | Sandberg Jan | SWE | 38.23.20 |
| 14 | Cromm Rolf | FRG | 38.27.92 |
| 15 | Adolfsson Bernt | SWE | 38.56.71 |
| 16 | Floreng Åke | SWE | 39.12.02 |
| 17 | Suikkanen Ilmo | FIN | 39.22.46 |
| 18 | Jeppsson Sven | SWE | 39.56.28 |
| 19 | Henriksson Kurt | SWE | 40.27.38 |
| 20 | Möller Fred | SWE | 40.50.38 |
| 21 | Rufino Claro Carlos | POR | 41.03.28 |
| 22 | Schmidt Ferenc | HUN | 41.07.08 |
| 23 | Rechberger Klaus | FRG | 41.11.58 |
| 24 | Nilsson Arne R | SWE | 41.32.57 |
| 25 | Åkerman Sven-Erik | SWE | 44.36.80 |
| 26 | Kidd John | IRL | 45.11.60 |
| 27 | Löesch Werner | FRG | 46.37.87 |
| 28 | Nelson Claes | SWE | 47.17.11 |
| 29 | Csuri Laszlo | HUN | 50.54.34 |
| | Hansson Lennart | SWE | NF |
| | Andersson Ingvar | SWE | NF |
| | Lundberg Bo Ingemar | SWE | NF |
| | Holmroos Bruno | FIN | NF |
| | Panetto Giovanni | ITA | NF |

M 55 10000 M


| | | | |
|----|----------------------|-----|----------|
| 1 | Monseur Roger | BEL | 34.39.51 |
| 2 | Wood John Derek | GBR | 34.42.30 |
| 3 | Strand Lars | SWE | 35.01.29 |
| 4 | Van Ravensbergen Wim | HOL | 35.44.86 |
| 5 | Nielsen Egon | DEN | 37.10.06 |
| 6 | Sormunen Esko | FIN | 37.24.15 |
| 7 | Sandquist Erland | SWE | 38.36.23 |
| 8 | Lynch Timothy | IRL | 39.42.34 |
| 9 | Lilja John | SWE | 40.25.32 |
| 10 | Schreiber Herbert | FRG | 41.41.47 |
| 11 | Csamango Ferenc | HUN | 42.23.95 |
| 12 | Kovanen Eino | FIN | 42.39.19 |
| 13 | Albertsen Otto | SWE | 42.55.18 |
| 14 | Pecsi Rezso | HUN | 43.03.10 |
| 15 | Falo Armando | ITA | 44.22.94 |
| 16 | Hall Arne | SWE | 44.48.98 |
| 17 | Kinnhagen Stig | SWE | 46.28.97 |
| 18 | Verbaan Arie | HOL | 47.17.98 |
| 19 | Csider Tibor | HUN | 47.57.62 |
| | Oinonen Unto | FIN | NF |
| | Ron Franklin | GBR | NF |

M 60 10000 M

| | | | |
|----|-----------------------|-----|----------|
| 1 | Abdon Isaac Rueda | ESP | 36.22.79 |
| 2 | Hernelind Konrad | SWE | 36.42.11 |
| 3 | Bergman Rune | SWE | 36.50.81 |
| 4 | Vossler Erwin | FRG | 38.06.41 |
| 5 | Malm Peder | SWE | 38.35.74 |
| 6 | Endrizzi Gino | ITA | 38.44.51 |
| 7 | Robinson David | GBR | 38.54.75 |
| 8 | Buchwald Herbert | FRG | 39.14.73 |
| 9 | Gustavsson Albert | SWE | 39.57.36 |
| 10 | Madsen Erland | NOR | 40.08.07 |
| 11 | Boterberg Remi | BEL | 40.30.43 |
| 12 | Bjerknes Alf R | NOR | 41.15.37 |
| 13 | Thell Sture | SWE | 41.24.22 |
| 14 | Lotsberg Gunnar | SWE | 41.49.99 |
| 15 | Gomes Adriano | POR | 42.24.58 |
| 16 | Peter Rudolf | FRG | 42.40.57 |
| 17 | Troedsson Håkan | SWE | 43.17.61 |
| 18 | Oscarsson Carl-Gustaf | SWE | 44.32.97 |
| 19 | Snoep Joop | HOL | 45.54.80 |
| 20 | Hestmann Robert Jan | NOR | 46.54.47 |
| 21 | Niederreiter Franz | AUT | 49.46.77 |

M 65 10000 M

| | | | |
|----|------------------------|-----|----------|
| 1 | Dolensky Premysl | TCH | 38.40.78 |
| 2 | Johansson Gösta | SWE | 38.44.54 |
| 3 | Järvinen Waldemar | FIN | 40.01.69 |
| 4 | Larsson Herbert | SWE | 40.05.06 |
| 5 | Faude Paul | SUI | 40.19.20 |
| 6 | Jenkins William | GBR | 41.29.00 |
| 7 | Steinhauser Max | AUT | 41.32.96 |
| 8 | Asplund Alvar | SWE | 42.04.90 |
| 9 | Nasi Pietro | ITA | 43.55.03 |
| 10 | Ståle Torsten | SWE | 44.07.47 |
| 11 | Bergseth Mathias | NOR | 45.09.20 |
| 12 | Andersson Ejnar Verner | SWE | 45.32.70 |
| 13 | Vaczi Mihaly | HUN | 45.42.81 |
| 14 | Juraj Kovac | TCH | 46.28.44 |
| 15 | Bittner Paul | FRG | 47.08.85 |
| 16 | Lemke Gerhard | FRG | 47.16.36 |
| 17 | Fevel Frode | DEN | 48.26.43 |
| 18 | Tavares Francisco | POR | 48.55.55 |
| 19 | Olsson Göte | SWE | 49.05.37 |



| | | | |
|----|------------------|-----|----------|
| 20 | Andersson Gösta | SWE | 49.25.05 |
| 21 | Mighofer Heinz | FRG | 55.11.00 |
| 22 | Eriksson Sigfrid | SWE | 59.22.72 |
| | Dematteis Cesare | ITA | NF |

M 70 10000 M

FINAL

| | | | |
|---|------------------|-----|----------|
| 1 | Johansson Bertil | SWE | 44.52.75 |
| 2 | Aellen Lucien | SUI | 44.58.18 |
| 3 | Brauner Josef | FRG | 46.28.27 |
| 4 | Furhoff Elis | SWE | 47.22.18 |
| 5 | Mross Max | FRG | 47.22.91 |
| 6 | Hietanen Mikko | FIN | 52.21.85 |
| 7 | Theune Gerhard | FRG | 52.42.44 |
| 8 | Stotz Franz | FRG | 55.13.86 |
| | Smedlund Bo | SWE | - |

M 75 10000 M

FINAL

| | | | |
|---|---------------------------|-----|----------|
| 1 | Astoreka Eguskiag Eduardo | ESP | 47.03.66 |
| 2 | Laiho Martti | FIN | 49.38.91 |
| 3 | Wir Georg | SWE | 52.14.90 |
| 4 | Althaus Alfred | FRG | 54.10.76 |
| | Lassen Charley | DEN | - |

M 40 Marathon

FINAL

| | | | |
|----|-----------------------|-----|---------|
| 1 | Daniel Duhamel | FRA | 2.24.08 |
| 2 | Rainer Conzelam | FRG | 2.25.15 |
| 3 | Lars Overskov | DEN | 2.25.59 |
| 4 | John Buckley | IRL | 2.27.10 |
| 5 | Ilpo Kettunen | SWE | 2.29.24 |
| 6 | Franz Purnhösl | AUT | 2.31.13 |
| 7 | Jochen Schrader | FRG | 2.34.22 |
| 8 | Heikki Venäläinen | SWE | 2.34.39 |
| 9 | Heinz Jeanrichard | SUI | 2.35.16 |
| 10 | Jose Martinis | POR | 2.36.19 |
| 11 | Jozsef Tabajdi | HUN | 2.36.58 |
| 12 | Lennart Sörensson | SWE | 2.37.33 |
| 13 | Lars Gårdman | SWE | 2.38.04 |
| 14 | Harmut Harlisch | FRG | 2.38.28 |
| 15 | Roger White | GBR | 2.38.49 |
| 16 | Poul Korczak | DEN | 2.39.39 |
| 17 | Giuseppe Cembran | ITA | 2.41.12 |
| 18 | Michele Bassi | ITA | 2.41.43 |
| 19 | Bo Persson | SWE | 2.42.15 |
| 20 | Hasse Larsson | SWE | 2.44.10 |
| 21 | Annibale Albiero | ITA | 2.44.33 |
| 22 | Brendan Dunne | IRL | 2.46.55 |
| 23 | Ture Larsson | SWE | 2.47.37 |
| 24 | Kurt Andersson | SWE | 2.50.04 |
| 25 | Örjan Ahlin | SWE | 2.50.23 |
| 26 | Torsten Rosenqvist | SWE | 2.51.13 |
| 27 | Jean-Louis Daniel | FRA | 2.52.36 |
| 28 | Miklos Szobonya | HUN | 2.52.41 |
| 29 | Andre Sautiere | FRA | 2.52.52 |
| 30 | Hendrik van de Riet | HOL | 2.53.13 |
| 31 | Jan Hansson | SWE | 2.56.03 |
| 32 | Kenneth Persson | SWE | 2.56.30 |
| 33 | Friedhelm Boschulte | FRG | 2.56.53 |
| 34 | Hans-Göran Steinfels | FRG | 2.58.18 |
| 35 | Arnold Bilstein | FRG | 3.01.11 |
| 36 | Seved Engquist | SWE | 3.01.39 |
| 37 | Carlo Carli | ITA | 3.02.44 |
| 38 | Douglas Upegui | SWE | 3.02.53 |
| 39 | Bengt Jönsson | SWE | 3.04.36 |
| 40 | Toma Larsen | DEN | 3.05.06 |
| 41 | Bernard Dunne | IRL | 3.06.29 |
| 42 | Giampaolo Bolzacchini | ITA | 3.08.21 |
| 43 | Sören Höjbjerre | DEN | 3.08.24 |
| 44 | Frans Jonkers | HOL | 3.08.37 |
| 45 | Ton Beije | HOL | 3.09.21 |
| 46 | Mihaly Molnar | HUN | 3.12.28 |
| 47 | Jörgen Pedersen | DEN | 3.12.56 |
| 48 | Martin Andersson | SWE | 3.13.20 |
| 49 | Bert Lindgren | SWE | 3.14.01 |
| 50 | Roland Hanner | SWE | 3.16.46 |
| 51 | Peter Fredberg | DEN | 3.18.24 |
| 52 | Leif Kristiansen | DEN | 3.19.19 |
| 53 | Erno Janos Suba | HUN | 3.20.32 |
| 54 | Lutz Mahnke | SWE | 3.22.35 |
| 55 | Björn Nilsson | SWE | 3.24.51 |
| 56 | Hans-Joachim Siggel | FRG | 3.25.17 |
| 57 | Kurt K Fehr | FRG | 3.29.28 |
| 58 | Giulio Giva | ITA | 3.34.13 |
| 59 | Börje Orserius | SWE | 3.34.17 |
| 60 | Rolf Fischer | FRG | 3.42.23 |
| 61 | Kjell Malm | SWE | 3.42.31 |
| 62 | Laszlo Sipos | HUN | 3.45.12 |
| 63 | Karl-Erik Stangenmyr | SWE | 4.07.02 |
| 64 | Michael Dassler | FRG | 4.30.20 |
| | Gert Harryson | SWE | NF |
| | Carsten Rasmussen | DEN | NF |

M 45 Marathon

FINAL

| | | | |
|----|-----------------------|-----|---------|
| 1 | Manguan Santiago | ESP | 2.26.31 |
| 2 | Dieter Hüllenhütter | FRG | 2.29.58 |
| 3 | Friedhelm Merlitz | FRG | 2.32.00 |
| 4 | Seppo Kaila | FIN | 2.33.39 |
| 5 | Kyrre Ellefsen | NOR | 2.34.39 |
| 6 | Mario Binato | ITA | 2.35.43 |
| 7 | Styrk Lote | NOR | 2.41.02 |
| 8 | Sten Odenblad | SWE | 2.41.28 |
| 9 | Willi Röhrig | FRG | 2.42.17 |
| 10 | Roland Karlsson | SWE | 2.42.39 |
| 11 | Martin Wecken | FRG | 2.42.47 |
| 12 | Roland Jeans | GBR | 2.46.31 |
| 13 | Heinrich Rücker | FRG | 2.48.26 |
| 14 | Walter Eichelberger | SUI | 2.49.39 |
| 15 | Stig Himberg | SWE | 2.50.58 |
| 16 | Andreas Huber | FRG | 2.54.28 |
| 17 | Ferdi Wöber | AUT | 2.58.56 |
| 18 | Hans Andersson | SWE | 2.59.56 |
| 19 | Hans Olsson | SWE | 3.00.27 |
| 20 | Bertil Lanzén | SWE | 3.00.36 |
| 21 | Vincenzo Caramaschi | ITA | 3.01.43 |
| 22 | Sven-Olof Sjöström | SWE | 3.04.45 |
| 23 | Eugene Kavanagh | IRL | 3.09.09 |
| 24 | Lars Henningsson | SWE | 3.09.58 |
| 25 | Poul E Thomsen | DEN | 3.15.05 |
| 26 | Claus Simon | DEN | 3.15.29 |
| 27 | Jozo Herceg | SWE | 3.15.58 |
| 28 | Andre Voiriot | FRA | 3.17.02 |
| 29 | Elemer Tornyoossy | HUN | 3.17.58 |
| 30 | Per-Arne Pettersson | SWE | 3.18.08 |
| 31 | Jacob Kroon | HOL | 3.19.53 |
| 32 | Hans Handt | DEN | 3.22.50 |
| 33 | Johannes Likar | SWE | 3.25.57 |
| 34 | Ulf Agrell | SWE | 3.28.33 |
| 35 | Nol Van Der Zalm | HOL | 3.46.49 |
| 36 | Eiry Ranvide | SWE | 3.47.49 |
| 37 | Dieter Neuman | SWE | 3.50.19 |
| 38 | Erik Lennart Palmgren | SWE | 4.01.00 |
| 39 | Bo Arne Ahreemark | SWE | 4.10.19 |
| 40 | Inge Svanberg | SWE | 4.11.25 |
| 41 | Terence Bilham | GBR | 4.32.33 |
| 42 | Åke Mosell | SWE | 4.48.30 |
| | Frank Pedersen | DEN | NF |

M 50 Marathon

FINAL

| | | | |
|----|---------------------|-----|---------|
| 1 | Bo Ingemar Lundberg | SWE | 2.34.11 |
| 2 | Bent Lauridsen | DEN | 2.35.56 |
| 3 | Romain Jansen | HOL | 2.38.48 |
| 4 | Bruno Holmroos | FIN | 2.43.34 |
| 5 | Rune Isaksson | SWE | 2.44.43 |
| 6 | Panayotis Skoulis | GRE | 2.45.54 |
| 7 | William Dunne | IRL | 2.49.31 |
| 8 | Mikolas Kriska | TCH | 2.51.01 |
| 9 | Angelo Zani | ITA | 2.52.00 |
| 10 | G Zorzos | GRE | 2.54.05 |
| 11 | Herbert Stockinger | AUT | 2.54.06 |
| 12 | Gert-Arne Åkerberg | SWE | 2.54.13 |
| 13 | Jörgen Larsen | DEN | 2.55.43 |
| 14 | Bernt Adolfsson | SWE | 2.56.59 |
| 15 | Hans V Jespersen | DEN | 2.57.45 |
| 16 | Bo Wernersson | SWE | 2.58.15 |
| 17 | Per Hansen | DEN | 2.58.19 |
| 18 | Nikolaus Mies | FRG | 2.58.26 |

| | | | |
|----|---------------------|-----|---------|
| 19 | Kurt Henriksson | SWE | 3.02.56 |
| 20 | Roland Pettersson | SWE | 3.04.27 |
| 21 | Sulo Hietala | SWE | 3.05.23 |
| 22 | Johnny Scavenius | SWE | 3.07.11 |
| 23 | Jörgen Rasmussen | SWE | 3.09.48 |
| 24 | Arne R Nilsson | SWE | 3.11.03 |
| 25 | Poul T Holm | DEN | 3.11.17 |
| 26 | Wolfgang Wildhagen | DEN | 3.11.25 |
| 27 | Klaus Rechberger | FRG | 3.22.10 |
| 28 | Sven-Erik Åkerman | SWE | 3.28.00 |
| 29 | Bortolo Ferrari | SWE | 3.31.16 |
| 30 | Göte Gripestam | SWE | 3.36.27 |
| 31 | Werner Löesch | FRG | 3.40.25 |
| 32 | Flemming Pedersen | DEN | 3.45.45 |
| 33 | Manfred Klas | FRG | 3.46.08 |
| 34 | Ferenc Schmit | FRG | 3.46.32 |
| 35 | Wolfgang Dürr | FRG | 3.47.27 |
| 36 | Roland Ryberg | SWE | 4.03.30 |
| 37 | John Kidd | IRL | 4.07.04 |
| 38 | Sakari Tenhunen | FIN | 4.13.02 |
| 39 | Tibor Ertekes | HUN | 4.18.24 |
| 40 | Bela Levai | HUN | 4.27.51 |
| | Jan Rijnkink | HOL | NF |
| | Gaetano Bergamaschi | ITA | NF |
| | Ingvar Andersson | SWE | NF |
| | Per Jernsletten | NOR | NF |

M 55 Marathon

FINAL

| | | | |
|----|--------------------|-----|---------|
| 1 | Luciano Acqvarone | ITA | 2.49.22 |
| 2 | Jorma Mielonen | FIN | 2.49.36 |
| 3 | Kjell Linder | SWE | 2.50.32 |
| 4 | Esko Somunen | FIN | 2.52.45 |
| 5 | Jose M Torres | ESP | 2.53.00 |
| 6 | Wilhelm Müller | FRG | 2.56.51 |
| 7 | Filippos Arvanitis | GRE | 2.57.31 |
| 8 | Rune Yregård | SWE | 2.58.31 |
| 9 | Arne Hansen | DEN | 3.00.43 |
| 10 | Max Jones | GRB | 3.04.24 |
| 11 | Folmer Lundsfryd | DEN | 3.05.42 |
| 12 | Bengt Lingfors | SWE | 3.06.38 |
| 13 | John Lilja | SWE | 3.07.47 |
| 14 | Olle Gustafsson | SWE | 3.13.34 |
| 15 | Herbert Steinhof | FRG | 3.13.55 |
| 16 | Armando Falo | ITA | 3.25.59 |
| 17 | Ingmar Johnsson | SWE | 3.28.08 |
| 18 | Rudolf Bischoff | FRG | 3.30.19 |
| 19 | Ferenc Csamango | HUN | 3.30.40 |
| 20 | Ingvar Lundberg | SWE | 3.31.24 |
| 21 | Lars Olov Nilsson | SWE | 3.33.00 |
| 22 | Matti Rutanen | FIN | 3.33.36 |
| 23 | Erik Petersen | DEN | 3.34.43 |
| 24 | Arne Hall | SWE | 3.41.29 |
| 25 | Tibor Csider | HUN | 3.43.56 |
| 26 | Otto Albertsen | SWE | 3.44.25 |
| 27 | Horst Woelk | FRG | 3.55.18 |
| 28 | Antonio Borgognoni | ITA | 3.57.46 |
| 29 | Hubert Dhossche | BEL | 4.00.47 |
| 30 | Hans Kündig | SUI | 4.03.35 |
| | Arie Verbaan | HOL | NF |

M 60 Marathon

FINAL

| | | | |
|------|---------------------------|-----|---------|
| ✓ 1 | Isaac Rueda Abdon | ESP | 2.49.15 |
| 2 | Konrad Hernelind | SWE | 2.50.17 |
| 3 | Erkki Lempinen | FIN | 2.51.05 |
| 4 | Gino Endrizzi | ITA | 3.02.12 |
| ✓ 5 | David Robinson | GRB | 3.08.01 |
| ✓ 6 | Gösta Ekström | SWE | 3.08.17 |
| 7 | Torbjörn Nelnes | NOR | 3.09.15 |
| 8 | Giles Brindley | GBR | 3.14.42 |
| ✓ 9 | Ebbe Callheim | SWE | 3.15.22 |
| 10 | John Foden | GRB | 3.16.17 |
| ✓ 11 | Håkan Troedsson | SWE | 3.19.48 |
| ✓ 12 | Erik Allan Andervang | SWE | 3.30.47 |
| 13 | Börje Reis | SWE | 3.36.25 |
| 14 | Hernets Gustavsson | SWE | 3.38.44 |
| 15 | Carl-Gustaf Oscarsson | SWE | 3.39.25 |
| 16 | Karl-Åke Nyman | SWE | 3.42.16 |
| 17 | Lennart Eriksson | SWE | 3.45.18 |
| 18 | Bruno Veis | AUT | 3.50.16 |
| 19 | Günther Adam | FRG | 3.52.41 |
| 20 | Alexander Fretzer | TCH | 3.58.46 |
| 21 | Sven-Åke Ekeberg | SWE | 4.13.33 |
| 22 | Åke Lennart Christiansson | SWE | 4.31.39 |

M 65 Marathon

FINAL

| | | | |
|-----|-------------------|-----|---------|
| ✓ 1 | Erik Östbyte | SWE | 3.05.21 |
| 2 | Premysl Doelnsky | TCH | 3.09.26 |
| 3 | Waldemar Järvinen | FIN | 3.16.12 |
| ✓ 4 | Max Steinhauser | AUT | 3.20.53 |
| ✓ 5 | Erik Holm | SWE | 3.23.11 |
| ✓ 6 | Herbert Larsson | SWE | 3.23.20 |
| ✓ 7 | Paul Bittner | FRG | 3.28.57 |
| ✓ 8 | Gunnar Spångberg | SWE | 3.31.35 |
| ✓ 9 | Erling Håkansson | SWE | 3.34.40 |
| 10 | Gösta Andersson | SWE | 3.43.41 |
| 11 | Gerhard Lemke | FRG | 3.58.37 |
| 12 | Otla Grue | DEN | 4.24.26 |
| 13 | Sigfrid Eriksson | SWE | 4.25.02 |
| | Erik Johansson | SWE | NF |
| | William Jenkins | GBR | NF |
| | Tore Andersson | SWE | NF |

M 70 Marathon

FINAL

| | | | |
|---|-----------------|-----|---------|
| 1 | Daniel Claesson | SWE | 3.38.07 |
| 2 | Truls Stenmark | NOR | 3.47.57 |
| 3 | Mikko Hietanen | FIN | 5.05.43 |
| 4 | Johannes Luther | FRG | 5.17.26 |

M 75 Marathon

FINAL

| | | | |
|---|---------------------------|-----|---------|
| 1 | Eduardo Astoreka Eguskiag | ESP | 3.49.49 |
| 2 | Max Leonhardt | FRG | 4.50.00 |
| 3 | Wilhelm Stang | FRG | 4.59.05 |

M 40 110 M Hurdles

Heat 1

| | | | | | |
|---|-------------------|-----|-------|------|------|
| 1 | Marchesi Fiorenzo | SUI | 15.54 | Wind | -1.5 |
| 2 | Hellborg Anders | SWE | 16.82 | | |
| 3 | Dnebosky Josef | TCH | 16.83 | | |
| 4 | Murat Kacar | TUR | 16.96 | | |
| 5 | Nilsen Flemming | DEN | 17.39 | | |
| 6 | Mönster Sören | DEN | 17.75 | | |

Heat 2

| | | | | | |
|---|-------------------------------|------------|------------|------|------|
| 1 | Malatidis Mihalis | GRE | 15.88 | Wind | -3.6 |
| 2 | Wietfeld Klaus | FRG | 16.74 | | |
| 3 | Brooks Clifford | GBR | 16.94 | | |
| 4 | Konc Vladislav Lond Jörgen | YUG DEN | 18.60 - | | |

FINAL

| | | | | | |
|---|-------------------|-----|-------|------|------|
| 1 | Marchesi Fiorenzo | SUI | 15.14 | Wind | +1.3 |
| 2 | Malatidis Mihalis | GRE | 15.30 | | |
| 3 | Brooks Clifford | GBR | 17.01 | | |
| 4 | Nilsen Flemming | DEN | 17.04 | | |
| 5 | Hellborg Anders | SWE | 17.07 | | |
| 6 | Murat Kacar | TUR | 17.42 | | |
| | Wietfeld Klaus | FRG | NF | | |
| | Dnebosky Josef | TCH | NF | | |

M 45 110 M Hurdles

FINAL

| | | | | | |
|---|------------------|-----|-------|------|------|
| 1 | Tolvanen Veikko | FIN | 16.79 | Wind | -0.6 |
| 2 | Barrington David | GBR | 17.39 | | |
| 3 | Guyon Jacques | FRA | 18.15 | | |
| 4 | Holder Walter | FRG | 18.36 | | |
| 5 | Clarke Michael | GBR | 18.46 | | |
| 6 | Freebairn John | GBR | 19.41 | | |
| 7 | Schmitt Egon | FRG | 19.53 | | |

M 50 110 M Hurdles

Heat 1

| | | | | | |
|---|--------------------------------------|------------|------------|------|------|
| 1 | Blomqvist Leif | SWE | 17.39 | Wind | +1.1 |
| 2 | Storhaug Lars | NOR | 18.05 | | |
| 3 | Magnusson Werner | SWE | 18.18 | | |
| 4 | Merten Rolf | FRG | 18.56 | | |
| 5 | Angel Joaniquet Marie Jean-Pierre | ESP FRA | 18.76 - | | |

Heat 2

| | | | | | |
|---|----------------|-----|-------|------|------|
| 1 | Bertram Rolf | FRG | 16.44 | Wind | -1.4 |
| 2 | Parlevliet Jan | HOL | 16.46 | | |
| 3 | Lindhe Lars | SWE | 16.74 | | |
| 4 | Horst Mandl | AUT | 16.78 | | |
| 5 | Sopanen Ilpo | FIN | 17.47 | | |

FINAL

| | | | | | |
|---|------------------|-----|-------|------|------|
| 1 | Bertram Rolf | FRG | 16.10 | Wind | +2.2 |
| 2 | Parlevliet Jan | HOL | 16.79 | | |
| 3 | Lindhe Lars | SWE | 16.94 | | |
| 4 | Blomqvist Leif | SWE | 16.98 | | |
| 5 | Sopanen Ilpo | FIN | 17.27 | | |
| 6 | Storhaug Lars | NOR | 18.03 | | |
| | Mandl Horst | AUT | NF | | |
| | Magnusson Werner | SWE | NF | | |

M 55 110 M Hurdles

HEAT 1

| | | | | | |
|---|---------------------------------|------------|-----------------|------|------|
| 1 | Stickler Hans | SWE | 17.85 | WIND | -2.1 |
| 2 | Würtz Albert | FRG | 19.17 | | |
| 3 | Opalenik Sztepan | HUN | 21.62 | | |
| 4 | Schumacher Karl | FRG | 22.24 | | |
| 5 | Österlund Veikko Höilo Svein | FIN NOR | 25.92 brutet | | |

HEAT 2

| | | | | | |
|---|-----------------------------|------------|-----------------|------|------|
| 1 | Knudsen Hilmar | NOR | 18.92 | WIND | -1.5 |
| 2 | Woods Alfred | GBR | 20.03 | | |
| 3 | Fernaesus Axel | SWE | 21.07 | | |
| 4 | Wichmann Karri | FIN | 21.38 | | |
| 5 | Simon Jozsef Dick August | HUN FRG | 24.48 brutet | | |

FINAL

| | | | | | |
|---|---|-------------------|-------------------|------|------|
| 1 | Stickler Hans | SWE | 17.60 | Wind | -0.4 |
| 2 | Knudsen Hilmar | NOR | 18.77 | | |
| 3 | Würtz Albert | FRG | 19.05 | | |
| 4 | Woods Alfred | GBR | 19.31 | | |
| 5 | Wichmann Karri | FIN | 20.44 | | |
| 6 | Schumacher Karl Fernaesus Axel Opalenik Sztepan | FRG SWE HUN | 21.86 NF NF | | |

M 60 100 M Hurdles

Heat 1

| | | | | | |
|---|---------------------|-----|-------|------|------|
| 1 | Jensen Erik | DEN | 17.90 | Wind | -1.0 |
| 2 | Williams Les | GBR | 18.58 | | |
| 3 | Ackermann Erich | FRG | 19.54 | | |
| 4 | Calewaert Leo | BEL | 20.71 | | |
| 5 | Lindgren Günther | SWE | 22.35 | | |
| 6 | Nordahl-Hansen Rolv | NOR | 22.46 | | |
| 7 | Tio Palahi Josep | ESP | 23.05 | | |
| 8 | Ruuth Keijo | FIN | 25.29 | | |

Heat 2

| | | | | | |
|---|----------------------|-----|-------|------|------|
| 1 | Buijs Frans | HOL | 17.51 | Wind | -2.0 |
| 2 | Arnold James William | GBR | 17.65 | | |
| 3 | Staroscinski Jan | POL | 19.20 | | |
| 4 | Lund Håvard | NDR | 19.35 | | |
| 5 | Suoknuuti Hannu | FIN | 19.52 | | |
| 6 | Roslund Frithiof | SWE | 23.31 | | |

FINAL

Wind +1.2

| | | | |
|---|----------------------|-----|-------|
| 1 | Buijs Frans | HOL | 16.73 |
| 2 | Suoknuuti Hannu | FIN | 16.94 |
| 3 | Arnold James William | GBR | 17.11 |
| 4 | Jensen Erik | DEN | 17.85 |
| 5 | Williams Les | GBR | 18.17 |
| 6 | Lund Hävard | NOR | 19.11 |
| 7 | Staroscinski Jan | POL | 19.13 |
| 8 | Ackerman Erich | FRG | 19.41 |

M 65 100 M Hurdles

FINAL

Wind +2.0

| | | | |
|---|-------------------|-----|-------|
| 1 | Gilli Hans | SUI | 17.47 |
| 2 | Ferreira Fernando | POR | 18.54 |
| 3 | Raimio Raimo | FIN | 19.48 |
| 4 | Finnanger Willy | NOR | 20.20 |
| 5 | Wallfelt Arne | SWE | 21.25 |
| 6 | Nystén Bror-Erik | FIN | 22.83 |
| | Eble Eugen | FIN | NF |

M 70 80 M Hurdles

FINAL

Wind -0.6

| | | | |
|---|-----------------------|-----|-------|
| 1 | Pajunen Ahti | FIN | 16.23 |
| 2 | Ketonen Aarne | FIN | 16.25 |
| 3 | Lindgren Seth | SWE | 17.11 |
| 4 | Scherzinger Josef | FRG | 17.16 |
| 5 | Mahlo Friedrich-Ernst | FRG | 17.37 |
| 6 | Galli Werther | ITA | 17.63 |
| 7 | Porceddu Bruno | ITA | 17.67 |

M 40 400 M Hurdles

HEAT 1

| | | | |
|---|-------------------|-----|---------|
| 1 | Putkinen Seppo | FIN | 56.53 |
| 2 | Siebelist Martin | ESP | 57.02 |
| 3 | Johnson Norman | GBR | 1.00.55 |
| 4 | Lond Jörgen | DEN | 1.01.46 |
| 5 | Rehmer Wolfgang | FRG | 1.02.62 |
| 6 | Trozzi Domenico | ITA | 1.05.14 |
| 7 | Von Boddien Klaus | FRG | 1.05.65 |

HEAT 2

| | | | |
|---|------------------------|-----|---------|
| 1 | Sveinbjörnsson Trausti | ISL | 59.64 |
| 2 | Mollineau Aldwyn | SWE | 1.01.27 |
| 3 | Krasowski Richard | FRA | 1.01.35 |
| 4 | Davies Clifford | GBR | 1.01.81 |
| 5 | Albrecht Rolf | SUI | 1.06.80 |
| 6 | Krahnke Ernst | FRG | 1.07.28 |
| | Troelsen Troels | DEN | NF |

FINAL

| | | | |
|---|------------------------|-----|-------|
| 1 | Putkinen Seppo | FIN | 55.36 |
| 2 | Mollineau Aldwyn | SWE | 56.87 |
| 3 | Siebelist Martin | ESP | 57.16 |
| 4 | Sveinbjörnsson Trausti | ISL | 59.86 |
| 5 | Krasowski Richard | FRG | 59.99 |
| 6 | Johnson Norman | GBR | 60.31 |
| 7 | Lond Jörgen | DEN | 61.41 |
| 8 | Davies Clifford | GBR | 62.32 |

M 45 400 M Hurdles

HEAT 1

| | | | |
|---|---------------------|-----|---------|
| 1 | Schantowski Herbert | FRG | 1.02.03 |
| 2 | Neblung Hans-Herman | FRG | 1.03.62 |
| 3 | Guyon Jacques | FRA | 1.04.03 |
| 4 | Clarke Michael | GBR | 1.05.56 |
| 5 | Graf Rene | SUI | 1.07.77 |
| 6 | Holmen Kåre | NOR | 1.08.00 |
| 7 | Gustavsson Enar | SWE | 1.12.29 |
| | Hessner Stig | DEN | NF |

HEAT 2

| | | | |
|---|---------------------|-----|---------|
| 1 | Björnholm Sven-Olof | SWE | 59.68 |
| 2 | Mueller Guido | FRG | 1.00.84 |
| 3 | Barrington David | GBR | 1.01.10 |
| 4 | Holder Walter | FRG | 1.02.71 |
| 5 | Tolvanen Veikko | FIN | 1.02.89 |
| 6 | Huwiler Romeo | SUI | 1.05.53 |
| 7 | Lang Hanns-Dieter | FRG | 1.07.61 |
| 8 | Preston Jon | GBR | 1.08.20 |

FINAL

| | | | |
|---|----------------------|-----|-------|
| 1 | Mueller Guido | FRG | 55.18 |
| 2 | Björnholm Sven-Olof | SWE | 58.16 |
| 3 | Holder Walter | FRG | 60.44 |
| 4 | Schantowski Herbert | FRG | 61.42 |
| 5 | Barrington David | GBR | 61.78 |
| 6 | Tolvanen Veikko | FIN | 62.63 |
| 7 | Guyon Jacques | FRA | 63.10 |
| 8 | Neblung Hans-Hermann | FRG | 63.40 |

M 50 400 M Hurdles

HEAT 1

| | | | |
|---|-------------------|-----|---------|
| 1 | Knapp Erkki | FIN | 1.02.71 |
| 2 | Marie Jean-Pierre | FRA | 1.08.03 |
| 3 | Merten Rolf | FRG | 1.08.70 |
| 4 | Pettersson Bengt | SWE | 1.08.91 |
| 5 | Van Giesen Kees | HOL | 1.09.49 |

HEAT 2

| | | | |
|---|--------------|-----|---------|
| 1 | Bertram Rolf | FRG | 1.04.77 |
| 2 | Lindhe Lars | SWE | 1.06.40 |
| 3 | Vilpas Ahti | FIN | 1.08.21 |
| 4 | Febbe Diego | ITA | 1.10.90 |

FINAL

| | | | |
|---|-------------------|-----|-------|
| 1 | Bertram Rolf | FRG | 60.60 |
| 2 | Knapp Erkki | FIN | 61.62 |
| 3 | Lindhe Lars | SWE | 63.15 |
| 4 | Vilpas Ahti | FIN | 65.23 |
| 5 | Merten Rolf | FRG | 67.75 |
| 6 | Pettersson Bengt | SWE | 67.88 |
| 7 | Marie Jean-Pierre | FRA | 70.60 |
| 8 | van Giesen Kees | HOL | 71.23 |

M 55 400 M Hurdles

FINAL

| | | | |
|---|--------------------|-----|-------|
| 1 | Stickler Hans | SWE | 63.90 |
| 2 | Whitaker Keith | GBR | 66.60 |
| 3 | Knudsen Hilmar | NOR | 68.68 |
| 4 | Aanerud Harald | NOR | 72.52 |
| 5 | Saira Into | FIN | 74.33 |
| 6 | Lautanala Teuvo | FIN | 75.02 |
| 7 | Medelius Sten | SWE | 75.08 |
| 8 | Biagiotti Vittorio | ITA | 75.53 |

M 60 300 M Hurdles

HEAT 1

| | | | |
|---|----------------------|-----|-------|
| 1 | Arnold James William | GBR | 48.41 |
| 2 | Pettersson Arne | SWE | 49.05 |
| 3 | Buijs Frans | HOL | 49.29 |
| 4 | Williams Les | GBR | 52.49 |
| 5 | Cordes Siegfried | FRG | 53.00 |
| 6 | Bettella Francesco | ITA | 53.24 |
| 7 | Roslund Frithiof | SWE | 55.43 |
| 8 | Pikkarainen Onni | FIN | 58.98 |

HEAT 2

| | | | |
|---|------------------|-----|-------|
| 1 | Souknuuti Hannu | FIN | 49.51 |
| 2 | Jensen Erik | DEN | 51.52 |
| 3 | Ackermann Erich | FRG | 52.87 |
| 4 | Brindley Giles | GBR | 53.54 |
| 5 | Calewaert Leo | BEL | 54.11 |
| 6 | Zetterqvist Hans | SWE | 59.06 |
| 7 | Lindgren Günther | SWE | 59.80 |

FINAL

| | | | |
|---|----------------------|-----|-------|
| 1 | Souknuuti Hannu | FIN | 46.70 |
| 2 | Arnold James William | GBR | 47.00 |
| 3 | Pettersson Arne | SWE | 48.38 |
| 4 | Williams Les | GBR | 50.93 |
| 5 | Ackermann Erich | FRG | 51.53 |
| 6 | Jensen Erik | DEN | 51.90 |
| | Buijs Frans | HOL | NF |
| | Cordes Siegfried | FRG | NF |

M 65 300 M Hurdles

FINAL

| | | | |
|---|-------------------|-----|-------|
| 1 | Finnanger Willy | NOR | 53,75 |
| 2 | Kautto Alpo | FIN | 54,31 |
| 3 | Meyer Friedrich | FRG | 55,45 |
| 4 | Ress Ewald | FRG | 55,60 |
| 5 | Pauwels Emiel | BEL | 58,94 |
| 6 | Haapalainen Erkki | FIN | 63,23 |
| 7 | Cuomo Aristide | ITA | 86,00 |



M 40 3000 M Steeplechase

FINAL

| | | | |
|---|----------------|-----|----------|
| 1 | Ödegård Harald | NOR | 9.41,82 |
| 2 | Fürle Dietrich | FRG | 9.47,92 |
| 3 | Haglund Stig | FIN | 9.48,54 |
| 4 | Jonsson Stig | SWE | 10.34,82 |
| 5 | Maroudas G | GRE | 10.46,40 |

M 45 3000 M Steeplechase

FINAL

| | | | |
|----|-------------------------|-----|----------|
| 1 | Undersåker Nils | NOR | 9.43.29 |
| 2 | Lote Styrk | NOR | 10.17.88 |
| 3 | Vollmer Dierk | FRG | 10.33.88 |
| 4 | Puccio Salvatore | ITA | 10.43.95 |
| 5 | Konopka Hans-Dieter | SUI | 11.13.97 |
| 6 | Lang Hanns-Dieter | FRG | 11.20.35 |
| 7 | Bergin John | IRL | 11.43.12 |
| 8 | Mori Ubaldini Giancarlo | ITA | 11.43.72 |
| 9 | Bunn Raymond | GBR | 11.56.89 |
| 10 | Georgije Divjak | YUG | 12.16.58 |
| 11 | Bollow Gert | FRG | NF |

M 50 3000 M Steeplechase

FINAL

| | | | |
|---|------------------|-----|----------|
| 1 | Ferreira Avelino | POR | 10.50.73 |
| 2 | Helber Fritz | FRG | 11.03.82 |
| 3 | Andersson Ingvar | SWE | 11.18.92 |
| 4 | Kano Wolfgang | FRG | 11.25.72 |
| 5 | Gottardo Silvano | ITA | 11.51.89 |
| 6 | Borgmann Hans | FRG | 12.03.42 |
| 7 | Bosko Dordevic | YUG | 12.41.50 |

M 55 3000 M Steeplechase

M 55

FINAL

| | | | |
|---|------------------|-----|----------|
| 1 | Blancholi Pierre | FRA | 12.30.39 |
| 2 | Steinhof Herbert | FRG | 13.53.73 |
| 3 | Stangl Andreas | AUT | 15.23.18 |
| 4 | Babini Savio | ITA | 16.51.23 |



M 60 2000 M Steeplechase

| | | | |
|---|-------------------|-----|---------|
| 1 | Kystad Jan | NOR | 7.44.80 |
| 2 | Betella Francesca | ITA | 7.52.37 |
| 3 | Brindley Giles | GBR | 7.53.87 |
| 4 | Henningsson Hans | SWE | 8.07.15 |
| 5 | Madsen Erland | NOR | 8.17.12 |
| 6 | Laczko Janos | HUN | 8.33.49 |
| 7 | Roslund Frithiof | SWE | 9.05.80 |
| 8 | Pikkarainen Onni | FIN | 9.13.33 |
| 9 | Ruuth Keijo | FIN | 9.19.27 |
| | Zetterqvist Hans | SWE | NF |

M 65 2000 M Steeplechase

FINAL

| | | | |
|---|-----------------|-----|----------|
| 1 | Pauwels Emiel | BEL | 8.52.63 |
| 2 | Stuetzle Julius | FRG | 8.59.94 |
| 3 | Dräger Rudolf | FRG | 11.39.33 |
| 4 | Cuomo Aristide | ITA | 11.58.28 |



M 40 5000 M Track Walk

FINAL

| | | | |
|----|------------------------|-----|----------|
| 1 | Zambaldo Armando | ITA | 22.12.89 |
| 2 | Nigro Gabriele | ITA | 22.52.67 |
| 3 | Nigro Michele | ITA | 23.25.68 |
| 4 | Barburzynski Stanislaw | DEN | 23.37.13 |
| 5 | Ahrens Claus | FRG | 23.44.97 |
| 6 | Eisfeller Peter | FRG | 23.56.41 |
| 7 | Ljunggren Carl Gunnar | SWE | 23.57.65 |
| 8 | Schäfer Manfred | FRG | 24.40.12 |
| 9 | Heidemann Rainer | FRG | 25.06.03 |
| 10 | Christensen Leif | DEN | 25.08.12 |
| 11 | Holmqvist Edwin | GBR | 25.30.73 |
| 12 | Håkansson Gösta | SWE | 25.43.56 |
| 13 | Guinchard Jean-Paul | SUI | 26.12.59 |
| 14 | Straka Eduard | TCH | 26.45.20 |
| 15 | Fischer Rolf | FRG | 27.34.58 |
| 16 | Fiori Ezio | ITA | 27.54.19 |
| 17 | Danneholt Seth | SWE | 28.03.39 |
| 18 | Dassler Michal | FRG | 28.24.67 |

M 45 5000 M Track Walk

FINAL

| | | | |
|----|-----------------------|-----|----------|
| 1 | Zschesche Dieter | FRG | 22.53,55 |
| 2 | Pelliccia Romolo | ITA | 23.39,12 |
| 3 | Hekkilä Arvo | FIN | 23.42,65 |
| 4 | Birnstock Gerd | FRG | 23.46,41 |
| 5 | Danneholt Eyvind | SWE | 23.54,98 |
| 6 | Andreotti Piergiorgio | ITA | 24.12,94 |
| 7 | Voirit Andre | FRA | 25.23,38 |
| 8 | Pollanz Mario | ITA | 25.37,95 |
| 9 | Girards Rudolf | FRG | 26.42,79 |
| 10 | Zähringer Franz | FRG | 27.31,54 |
| 11 | Jenssen Rolf | NOR | 27.31,56 |
| 12 | Cronström Jan | SWE | 28.25,47 |
| 13 | Lenz Horst | FRG | 28.43,45 |
| 14 | Mosell Åke | SWE | 29.07,49 |
| 15 | Scherly Jean-Calude | SUI | 29.49,27 |
| 16 | Ludwig Alfred | FRG | 29.59,64 |
| 17 | Andresen Klaus | FRG | 30.09,44 |
| 18 | Eckinger Walter | SUI | 31.38,45 |

M 50 5000 M Track Walk

FINAL

| | | | |
|----|---------------------|-----|----------|
| 1 | Nokela Aaro | FIN | 23.19,97 |
| 2 | Stevens David | GBR | 23.41,22 |
| 3 | Affeldt Gerhard | FRG | 24.12,89 |
| 4 | Sciarretta Mario | ITA | 24.47,07 |
| 5 | Baier Walter | FRG | 24.48,74 |
| 6 | Schröder Manfred | FRG | 25.22,67 |
| 7 | Van Landeghem Emiel | BEL | 26.18,36 |
| 8 | Zaugg Samy | FRA | 26.37,12 |
| 9 | Schmidt Werner | FRG | 26.45,16 |
| 10 | Dunsford John | GBR | 27.11,11 |
| 11 | Molin Åke | SWE | 27.36,23 |
| 12 | Marshall John | GBR | 28.58,33 |
| 13 | Bornwasser Heinz | FRG | 29.18,20 |
| 14 | Horwill Eric | GBR | 29.31,21 |
| 15 | Spohrer Josef | FRG | 29.34,68 |

M 55 5000 M Track Walk

| | | | |
|----|----------------------|-----|----------|
| 1 | Svensson Karl-Erik | SWE | 25.02.09 |
| 2 | Fotheringham Douglas | GBR | 25.23.81 |
| 3 | Nilsson Bertil | SWE | 25.41.48 |
| 4 | Austermühle Rudolf | FRG | 26.39.60 |
| 5 | Worth Peter | GBR | 26.43.61 |
| 6 | Scott Alan | SWE | 26.44.82 |
| 7 | Zethof Hein | HOL | 26.53.96 |
| 8 | Karlsson Axel | SWE | 26.56.54 |
| 9 | Olander Kurt | SWE | 27.54.49 |
| 10 | Withers Denis | GBR | 28.14.74 |
| 11 | Bromley John | GBR | 29.29.63 |
| 12 | Frascarolo Carletto | ITA | 29.35.19 |
| 13 | Morén Jan | SWE | 30.10.76 |
| 14 | Goodwin Arthur | GBR | 30.47.20 |
| 15 | Christoffersen Bengt | DEN | 30.51.07 |
| 16 | Johansson Börje | SWE | 31.06.99 |
| 17 | Jansson Ragnar | SWE | 32.48.86 |

M 60 5000 M Track Walk

| | | | |
|----|--------------------|-----|----------|
| 1 | Stumi Albert | FRA | 26.04.42 |
| 2 | Creo Leonard | GBR | 26.57.07 |
| 3 | Lundström Åke | SWE | 26.57.47 |
| 4 | Bomba Carlo | ITA | 27.03.33 |
| 5 | Persson Harald | NOR | 27.05.06 |
| 6 | Gustavsson Bengt | SWE | 27.31.69 |
| 7 | Keupp Erich | FRG | 27.44.37 |
| 8 | Canals Manuel | ESP | 27.48.09 |
| 9 | Sundberg Einar | SWE | 27.51.98 |
| 10 | Roberto Ilmo | ITA | 28.08.48 |
| 11 | Peter Gerhart | FRG | 28.45.37 |
| 12 | Block Walter | FRG | 29.25.06 |
| 13 | Ladelli Vittorio | ITA | 29.49.36 |
| 14 | Vahlberg Nils | FIN | 29.50.80 |
| 15 | Kiesslich Wolfgang | FRG | 30.22.99 |
| 16 | Gomez Adriano | POR | 30.37.95 |
| 17 | Veis Bruno | AUT | 31.32.13 |
| 18 | Jesbera Fred | FRA | 31.37.31 |
| 19 | Ljunggren Eskil | SWE | 31.57.56 |
| 20 | Götblad Åke | SWE | 34.28.35 |
| | Björkman Gösta | SWE | NF |

M 65 5000 M Track Walk

FINAL

| | | | |
|----|-----------------|-----|----------|
| 1 | Svensson Arne | SWE | 28.36.02 |
| 2 | Bouillon Joseph | FRA | 30.43.20 |
| 3 | Ståle Torsten | SWE | 31.02.90 |
| 4 | Ekström Lennart | SWE | 31.55.69 |
| 5 | Gaujers Arvids | FRG | 32.12.30 |
| 6 | Lenke Gerhard | FRG | 32.18.96 |
| 7 | Dibbern Holger | DEN | 33.17.53 |
| 8 | Zwanefeld Arend | FRG | 33.38.27 |
| 9 | Säter Einar | NOR | 33.59.43 |
| 10 | Crova Giuseppe | ITA | 38.07.51 |
| 11 | Cobelli Dino | ITA | 38.17.15 |
| | Hammer Kaare | NOR | NF |
| | Keeler Walter | GBR | NF |

M 70 5000 M Track Walk

FINAL

| | | | |
|----|---------------------|-----|----------|
| 1 | Grimwade James | GBR | 27.55,67 |
| 2 | Megnin Charles | GBR | 28.06,37 |
| 3 | Poole Alfred | GBR | 30.56,94 |
| 4 | Teneryd Bengt | SWE | 32.03,67 |
| 5 | Laine Toivo | FIN | 33.37,54 |
| 6 | Müller Jochen | FRG | 33.49,92 |
| 7 | Brivio Mario | ITA | 34.06,14 |
| 8 | Magog John Alex | GBR | 34.15,94 |
| 9 | Bastre Antoni Llado | ESP | 34.29,18 |
| 10 | Haugen Einar | DEN | 35.16,20 |
| 11 | Strand Kjell | SWE | 35.46,10 |
| 12 | Albers Kurt | FRG | 36.37,73 |
| 13 | Vinje Kåre | SWE | 36.47,00 |
| | Larsson Ingvar | SWE | NF |

M 75 5000 M Track Walk

| | | | |
|---|------------------|-----|----------|
| 1 | De Petra Giulio | ITA | 31.03.64 |
| 2 | Karlsson Ragnar | SWE | 33.34.28 |
| 3 | Hallifax George | GBR | 34.27.85 |
| 4 | Bergqvist Eskil | SWE | 35.50.05 |
| 5 | Bonnans Roger | FRA | 35.54.91 |
| 6 | Leohardt Max | FRG | 37.12.13 |
| 7 | Pretti Francesco | ITA | 38.59.39 |
| 8 | Stiello Gerhard | FRG | 43.17.74 |
| 9 | Tolvi Heikki | FIN | 56.10.20 |



M 40 20 KM Road Walk

FINAL

| | | | |
|----|------------------------|-----|---------|
| 1 | Zambaldo Armando | ITA | 1.34.43 |
| 2 | Nigro Gabriele | ITA | 1.37.15 |
| 3 | Nigro Michele | ITA | 1.38.11 |
| 4 | Barburzynski Stanislaw | DEN | 1.39.49 |
| 5 | Eisfeller Peter | FRG | 1.40.46 |
| 6 | Ljunggren Carl Gunnar | SWE | 1.42.02 |
| 7 | Smallwood Alan | GBR | 1.42.46 |
| 8 | Schäfer Manfred | FRG | 1.44.25 |
| 9 | Heidemann Rainer | FRG | 1.45.39 |
| 10 | Ahrens Claus | FRG | 1.45.47 |
| 11 | Guinchard Jean-Paul | SUI | 1.48.30 |
| 12 | Holmquist Edwin | GBR | 1.49.22 |
| 13 | Håkansson Gösta | SWE | 1.49.30 |
| 14 | Christensen Leif | DEN | 1.51.32 |
| 15 | Straka Eduard | TCH | 1.53.02 |
| 16 | Fischer Rolf | FRG | 1.54.02 |
| 17 | Fiori Ezio | ITA | 1.58.45 |
| 18 | Dassler Michal | FRG | 2.04.10 |
| | Danneholt Seth | SWE | NF |

M 45 20 KM Road Walk

FINAL

| | | | |
|----|-----------------------|-----|---------|
| 1 | Zschesche Dieter | FRG | 1.35.16 |
| 2 | Pelliccia Romolo | ITA | 1.37.16 |
| 3 | Birnstock Gerd | FRG | 1.37.27 |
| 4 | Danneholt Eyvind | SWE | 1.40.49 |
| 5 | Andreotti Piergiorgio | ITA | 1.41.25 |
| 6 | Hekkilä Arvo | FIN | 1.42.20 |
| 7 | Pollanz Mario | ITA | 1.45.44 |
| 8 | Voiriot Andre | FRA | 1.47.18 |
| 9 | Jenssen Rolf | NOR | 1.52.09 |
| 10 | Girards Rudolf | FRG | 1.54.39 |
| 11 | Ludwig Alfred | FRG | 1.55.41 |
| 12 | Zähringer Franz | FRG | 1.56.45 |
| 13 | Lenz Horst | FRG | 1.57.20 |
| 14 | Cronström Jan | SWE | 2.00.38 |
| 15 | Andresen Klaus | FRG | 2.05.28 |
| 16 | Mosell Åke | SWE | 2.08.40 |
| 17 | Eckinger Walter | SUI | 2.09.38 |

M 50 20 KM Road Walk

FINAL

| | | | |
|----|---------------------|-----|---------|
| 1 | Nokela Aaro | FIN | 1.36.03 |
| 2 | Stevens David | GBR | 1.43.06 |
| 3 | Affeldt Gerhard | FRG | 1.45.27 |
| 4 | Schröder Manfred | FRG | 1.47.19 |
| 5 | Baier Walter | FRG | 1.47.24 |
| 6 | Sciarretta Mario | ITA | 1.47.28 |
| 7 | Schmidt Werner | FRG | 1.49.58 |
| 8 | Dunsford John | GBR | 1.50.10 |
| 9 | van Landeghem Emiel | BEL | 1.50.20 |
| 10 | Zaugg Samy | FRA | 1.51.15 |
| 11 | Auffret Jacques | FRA | 1.52.13 |
| 12 | Pollmeier Hans | FRG | 1.54.09 |
| 13 | Plotzke Dieter | FRG | 1.54.27 |
| 14 | Ferreira Avelino | POR | 1.56.45 |
| 15 | Molin Åke | SWE | 1.59.08 |
| 16 | Bornwasser Heinz | FRG | 2.02.34 |
| 17 | Horwill Eric | GBR | 2.02.58 |
| 18 | Spohrer Josef | FRG | 2.04.55 |
| 19 | Marshall John | GBR | 2.07.50 |
| | Sievers Heinz | FRG | NF |

M 55 20 KM Road Walk

FINAL

| | | | |
|----|------------------------|-----|---------|
| 1 | Pempelforth Pantaleone | FRG | 1.43.12 |
| 2 | Potheringham Douglas | GBR | 1.46.55 |
| 3 | Svensson Karl-Erik | SWE | 1.47.26 |
| 4 | Worth Peter | GBR | 1.49.38 |
| 5 | Karlsson Axel | SWE | 1.50.43 |
| 6 | Nilsson Bertil | SWE | 1.52.20 |
| 7 | Scott Alan | SWE | 1.53.34 |
| 8 | Austermühle Rudolf | FRG | 1.55.50 |
| 9 | Olander Kurt | SWE | 1.56.40 |
| 10 | Withers Denis | GBR | 1.57.02 |
| 11 | Bromley John | GBR | 2.07.39 |
| 12 | Hockauf Reinhold | FRG | 2.08.57 |
| 13 | Johansson Börje | SWE | 2.09.34 |
| 14 | Wolf Walter | FRG | 2.13.30 |
| 15 | Jansson Ragnar | SWE | 2.18.23 |

M 60 20 KM Road Walk

FINAL

| | | | |
|----|--------------------|-----|---------|
| 1 | Stumi Albert | FRA | 1.52.43 |
| 2 | Bomba Carlo | ITA | 1.55.18 |
| 3 | Creo Leonard | GBR | 1.55.39 |
| 4 | Lindh Allan | SWE | 1.56.10 |
| 5 | Roberto Ilmo | ITA | 1.56.24 |
| 6 | Persson Harald | NOR | 1.56.54 |
| 7 | Björkman Gösta | SWE | 1.58.40 |
| 8 | Gustavsson Bengt | SWE | 1.59.02 |
| 9 | Keupp Erich | FRG | 2.01.53 |
| 10 | Canals Manuel | ESP | 2.02.25 |
| 11 | Sundberg Enar | SWE | 2.02.45 |
| 12 | Kiesslich Wolfgang | FRG | 2.04.35 |
| 13 | Vahlberg Nils | FIN | 2.04.49 |
| 14 | Ladelli Vittorio | ITA | 2.08.07 |
| 15 | Jesbera Fred | FRA | 2.09.32 |
| 16 | Ljunggren Eskil | SWE | 2.15.37 |
| 17 | Keijo Ruuth | FIN | 2.23.47 |
| 18 | Götblad Åke | SWE | 2.32.53 |
| | Peter Gerhart | FRG | NF |
| | Lundström Åke | SWE | NF |

M 65 20 KM Road Walk

FINAL

| | | | |
|---|-----------------|-----|---------|
| 1 | Svensson Arne | SWE | 2.01.18 |
| 2 | Stuetzle Julius | FRG | 2.04.27 |
| 3 | Ståle Torsten | SWE | 2.10.25 |
| 4 | Ekström Lennart | SWE | 2.16.46 |
| 5 | Zwanefeld Arend | FRG | 2.19.58 |
| 6 | Dibbern Holger | DEN | 2.21.43 |
| 7 | Mighofer Heinz | FRG | 2.29.50 |

M 70 20 KM Road Walk

FINAL

| | | | |
|----|-----------------|-----|---------|
| 1 | Grimwade James | GBR | 1.58.10 |
| 2 | Megning Charles | GBR | 2.01.35 |
| 3 | Teneryd Bengt | SWE | 2.13.42 |
| 4 | Larsson Ingvar | SWE | 2.14.39 |
| 5 | Poole Alfred | GBR | 2.16.09 |
| 6 | Müller Jochen | FRG | 2.18.50 |
| 7 | Brivio Mario | ITA | 2.29.59 |
| 8 | Alberts Kurt | FRG | 2.37.10 |
| 9 | Vinje Kåre | SWE | 2.45.34 |
| 10 | Jakobsen Odd | NOR | 3.00.18 |
| | Magog John Alex | GBR | NF |

M 75 20 KM Road Walk

FINAL

| | | | |
|---|------------------|-----|---------|
| 1 | De Petra Giulio | ITA | 2.11.47 |
| 2 | Hallifax George | GBR | 2.20.15 |
| 3 | Karlsson Ragnar | SWE | 2.32.29 |
| 4 | Bonnans Roger | FRA | 2.42.06 |
| 5 | Schindler Rudolf | FRG | 2.48.51 |
| 6 | Reichelt Walter | FRG | 2.50.21 |

M 40 High Jump

FINAL

| | | | |
|----|---------------------|-----|------|
| 1 | Mössle Walter | FRG | 1.90 |
| 2 | Lounek Frantisek | TCH | 1.85 |
| 2 | Mankowski Gabriel | POL | 1.85 |
| 4 | Gulbrandsen Ansgar | NOR | 1.85 |
| 5 | Wittmann Edgar | FRG | 1.80 |
| 5 | Viiru Ahti | FIN | 1.80 |
| 7 | Fanning Jim | IRL | 1.80 |
| 8 | Ramp Willi | SUI | 1.80 |
| 9 | Milleck Kurt | FRG | 1.75 |
| 10 | Blomqvist John Erik | SWE | 1.75 |
| 10 | Power Sean | GBR | 1.75 |
| 12 | Duvander Åke | SWE | 1.70 |
| 13 | Mönster Sören | DEN | 1.65 |
| 14 | Viiru Kunto | FIN | 1.60 |
| 14 | Isgren Tommy | SWE | 1.60 |
| 16 | Herrmann Wolfgang | SWE | 1.55 |

M 45 High Jump

FINAL

| | | | |
|----|--------------------|-----|------|
| 1 | Johansson Olle | SWE | 1.88 |
| 2 | Pericles Augusto | POR | 1.75 |
| 2 | Hein Josef | FRG | 1.75 |
| 4 | Volkert Juergen | FRG | 1.70 |
| 5 | Lindkvist Anders | SWE | 1.65 |
| 5 | Freebairn John | GBR | 1.65 |
| 7 | Seidel Günter | FRG | 1.65 |
| 8 | Kallio Erik | FIN | 1.60 |
| 9 | Zimmer Hans | FRG | 1.55 |
| 10 | Bunte Hermann | FRG | 1.55 |
| 11 | Gunnergård Karsten | DEN | 1.55 |
| 12 | Kassau Hans-Ulrich | FRG | 1.50 |
| 13 | Höhl Frank | FRG | 1.45 |
| | Petrelus Karl Erik | SWE | NF |

M 50 High Jump

FINAL

| | | | |
|----|-------------------------|-----|------|
| 1 | Mandl Horst | AUT | 1.80 |
| 2 | Darlington John | GBR | 1.70 |
| 3 | Vandebosch Lambert | BEL | 1.65 |
| 4 | Blomqvist Leif | SWE | 1.60 |
| 5 | Schnappauf Adolf-Konrad | FRG | 1.60 |
| 5 | Niemi Olavi | FIN | 1.60 |
| 5 | Ulleberg Rolf | NOR | 1.60 |
| 8 | Andersen Henry F | DEN | 1.60 |
| 9 | Thumm Helmut | FRG | 1.55 |
| 10 | Pelle Janos | HUN | 1.40 |
| 10 | Obergfell Klaus | FRG | 1.40 |

M 55 High Jump

| | | | |
|----|--------------------------|-----|------|
| 1 | Nevrup Nils-Bertil | SWE | 1.55 |
| 2 | Thom Herbert | FRG | 1.50 |
| 2 | Blomqvist Bengt | SWE | 1.50 |
| 4 | Fernaesus Axel | SWE | 1.50 |
| 5 | Lehmann Eugen | SUI | 1.45 |
| 5 | Dahlbom Jan | SWE | 1.45 |
| 7 | Wichmann Karri | FIN | 1.45 |
| 8 | Fridfinnsson Sigurdur | ISL | 1.40 |
| 9 | Mattila Jouko Heikki | FIN | 1.40 |
| 10 | Lecaillon-Thibon Bernard | FRA | 1.35 |
| 11 | Woods Alfred | GBR | 1.35 |
| 12 | Fachmann Wolfgang | FRG | 1.35 |
| 13 | Schumacher Karl | FRG | 1.30 |
| 14 | Dick August | FRG | 1.30 |

M 60 High Jump

| | | | |
|---|---------------------|-----|------|
| 1 | Dobriban Geza | HUN | 1.55 |
| 2 | Schleifer Artur | AUT | 1.50 |
| 3 | Lund Håvard | NOR | 1.45 |
| 4 | Windolf Gerhard | FRG | 1.40 |
| 5 | Schumacher Kurt | FRG | 1.35 |
| 6 | Scanabissi Giuseppe | ITA | 1.35 |
| 7 | Bjerck Oluf | NOR | 1.30 |
| 8 | Nordahl-Hansen Rolv | NOR | 1.30 |

M 65 High Jump

FINAL

| | | | |
|---|------------------|-----|------|
| 1 | Bitter Hans | FRG | 1.45 |
| 2 | Gustavsson Rolf | SWE | 1.40 |
| 3 | Svennevik Erling | NOR | 1.35 |
| 4 | Raimio Raimo | FIN | 1.35 |
| 4 | Barth Norbert | FRG | 1.35 |

| | | | |
|---|-----------------|-----|------|
| 6 | Nyckel Gustav | SWE | 1.35 |
| 7 | Jensen Peter | DEN | 1.30 |
| 7 | Alka Franz | FRG | 1.30 |
| 9 | Zensch Emmerich | AUT | 1.25 |

M 70 High Jump

FINAL

| | | | |
|---|-------------------|-----|------|
| 1 | Stai Erik | NOR | 1.45 |
| 2 | Ketonen Aarne | FIN | 1.35 |
| 2 | Kolhonen Esko | FIN | 1.35 |
| 4 | Resell Jon | NOR | 1.35 |
| 5 | Scherzinger Josef | FRG | 1.25 |
| 6 | Johansson Gunnar | SWE | 1.25 |
| 7 | Saborowski Bruno | FRG | 1.20 |
| 8 | Homolka Jaroslva | TCH | 1.20 |
| 9 | Albers Kurt | FRG | 1.05 |

M 75 High Jump


FINAL

| | | | |
|---|-------------------|-----|------|
| 1 | Streubel Walter | FRG | 1.20 |
| 2 | Resell Tormod | NOR | 1.15 |
| 3 | Larsen Peter | NOR | 1.10 |
| 3 | Firsching Herbert | FRG | 1.10 |
| | Stielo Gerhard | FRG | -- |

M 80 High Jump

FINAL

| | | | |
|---|---------------|-----|------|
| 1 | Kern Walter | FRG | 1.05 |
| 2 | Schmidt Ernst | FRG | 1.00 |
| | Falk Sven | SWE | -- |



M 40 Pole Vault

FINAL

| | | | |
|----|----------------------|-----|------|
| 1 | Peyker Ingo | AUT | 4.40 |
| 2 | Johansen Fleming | DEN | 4.40 |
| 3 | Blomqvist John Eric | SWE | 4.30 |
| 4 | Johannesson Kenny | SWE | 4.30 |
| 5 | Mortensen Sten | DEN | 4.10 |
| 6 | Schmedemann H-Ulrich | FRG | 4.00 |
| 7 | Bredholt Ivar | NOR | 3.80 |
| 8 | Dracos Alecos | GRE | 3.60 |
| 9 | Konc Vladislav | YUG | 3.60 |
| 10 | Krahnke Ernst | FRG | 3.40 |
| 11 | Müller Klaus | AUT | 3.00 |
| | Jose Augusto | POR | -- |


M 45 Pole Vault

| | | | |
|---|-------------------|-----|------|
| 1 | Lagerqvist Hans | SWE | 4.42 |
| 2 | Eberle Fridolin | SUI | 3.80 |
| 3 | Sterckx Leo | BEL | 3.70 |
| 4 | Ahava Simo | FIN | 3.40 |
| 5 | Henriques Jose | POR | 3.40 |
| 6 | Fertakis Vassilis | GRE | 3.30 |
| 7 | Bjuhr Ulf | SWE | 3.20 |
| 8 | Gentshev Nikolai | FRG | 3.20 |
| 9 | Lang Hanns-Dieter | FRG | 3.00 |

M 50 Pole Vault

FINAL

| | | | |
|---|-------------------------|-----|------|
| 1 | Houvion Maurice | FRA | 4.10 |
| 2 | Brown Robert | GBR | 3.70 |
| 3 | Sopanen Ilpo | FIN | 3.60 |
| 4 | Schnappauf Adolf-Konrad | FRG | 3.50 |
| 5 | Seidler Richard | FRG | 3.40 |
| 6 | Symeonidis Symeon | GRE | 3.30 |
| 7 | Vendelin Jorma | FIN | 3.20 |
| 8 | Tarkkonen Sakari | FIN | 3.10 |
| | Sell Heinrich | DEN | - |



M 55 Pole Vault

FINAL

| | | | |
|---|--------------------|-----|------|
| 1 | Woods Alfred | GBR | 3.30 |
| 2 | Efstathiadis Rigas | GRE | 3.00 |
| 3 | Carlsson Carl-Axel | SWE | 2.50 |
| 4 | Wichmann Karri | FIN | 2.40 |

M 60 Pole Vault

FINAL

| | | | |
|---|---------------------|-----|------|
| 1 | Hurri Kaino | FIN | 3.00 |
| 2 | Björnberg Lennart | SWE | 3.00 |
| 3 | Jensen Erik | DEN | 2.90 |
| 4 | Nordahl-Hansen Rolv | NOR | 2.30 |
| | Jyrkinen Pentti | FIN | -- |

M 65 Pole Vault

FINAL

| | | | |
|---|------------------|-----|------|
| 1 | Rainio Raino | FIN | 2.60 |
| 2 | Finnanger Willy | NOR | 2.50 |
| 3 | Svennevik Erling | NOR | 2.30 |
| | Ojala Aarne | SWE | -- |
| | Nysten Boor-Erik | FIN | -- |

M 70 Pole Vault

| | | | |
|---|-------------------|-----|------|
| 1 | Ketonen Aarne | FIN | 2.60 |
| 2 | Pajunen Ahti | FIN | 2.50 |
| 3 | Wischmann Berno | FRG | 2.00 |
| 4 | Wardaeus Karl | SWE | 2.00 |
| 5 | Haapalainen Erkki | FIN | 1.70 |

M 40 Long Jump

FINAL

| | | | Wind |
|------|----------------------|-----|------------|
| 1 | Blanquer Rafael | ESP | 6.90 +2.31 |
| 2 | Gburek Günter | FRG | 6.73 +1.81 |
| 3 | Kreft Claus-Werne | FRG | 6.63 +0.67 |
| 4 | Brooks Clifford | GBR | 6.59 +1.41 |
| 5 | Peyker Inao | AUT | 6.54 +0.97 |
| 6 | Wildschek Erich | AUT | 6.50 +3.50 |
| 7 | Regner Michel | FRA | 6.31 +2.89 |
| 8 | Toole Michael | GBR | 6.28 +0.65 |
| 9 | Mankowski Gabriel | POL | 6.27 +3.82 |
| 10 | Carvalho Ledel | POR | 6.18 -0.32 |
| 11 | Ovie Peter | FRG | 6.15 +1.69 |
| 12 | Filipic Dieter | FRG | 6.11 +1.19 |
| 13 | Nieminen Veijo | FIN | 6.11 +1.39 |
| 14 | Baier Helmut | FRG | 6.09 +2.51 |
| 15 | Vernon John | GBR | 6.09 +2.40 |
| 16 | Power Sean | GBR | 6.08 +2.19 |
| ✓ 17 | Rubes Jan | TCH | 6.05 +2.34 |
| ✓ 18 | Isaksson Bengt | SWE | 5.97 +1.51 |
| ✓ 19 | Gustafsson Conny | SWE | 5.96 +0.18 |
| ✓ 20 | Ewe Heiner | FRG | 5.72 +2.38 |
| ✓ 21 | Rosqvist Hans | SWE | 5.71 +1.06 |
| 22 | Henningsson Christer | SWE | 5.67 -0.33 |
| 23 | De Rocker Leopold | BEL | 5.64 -0.97 |
| 24 | Bajer Vladimir | TCH | 5.62 +3.63 |
| ✓ 25 | Krahnke Ernst | FRG | 5.57 +2.55 |
| ✓ 26 | Bäck Edmond | SWE | 5.53 +1.50 |
| 27 | Klausen Frede | DEN | 5.42 +2.68 |
| 28 | Ollivier Joel | FRA | 5.41 +1.05 |
| 29 | Van der Veeren Frans | HOL | 5.14 +2.92 |

M 45 Long Jump

FINAL

| | | | Wind |
|-----|----------------------|-----|-----------|
| 1 | Pericles Augusto | POR | 6.45 +4.0 |
| ✓ 2 | Haavasalu Villu | SWE | 6.04 +3.8 |
| 3 | Melén Jan | SWE | 6.03 +1.2 |
| 4 | Kallio Erik | FIN | 5.91 +2.2 |
| 5 | Neblung Hans-Hermann | FRG | 5.84 +0.7 |
| 6 | Larsson Leif | SWE | 5.90 +1.5 |
| 7 | Treacher Anthony | GBR | 5.81 +1.0 |
| 8 | Hafner Werner | AUT | 5.80 +3.0 |
| 9 | Gerhart Daniel | FRA | 5.71 +0.1 |
| 10 | Bersch Jörg | FRG | 5.70 +0.7 |
| 11 | Carstensen Jens | FRG | 5.69 +3.5 |
| 12 | Volkert Juergen | FRG | 5.69 +1.1 |
| 13 | Björnbak Kato | NOR | 5.62 +2.9 |
| 14 | Davoglio Delfino | ITA | 5.59 +2.0 |
| 15 | Oetken Peter | FRG | 5.58 +1.1 |
| 16 | Olsson Douglas | SWE | 5.51 +1.8 |
| 17 | Edlund Ove | SWE | 5.48 +1.6 |
| 18 | Zimmer Hans | FRG | 5.39 +1.6 |
| 19 | Knauth Herbert | FRG | 5.31 +2.3 |
| 20 | Spanedda Giuseppe | ITA | 5.19 +3.5 |
| 21 | Vonasek Josef | TCH | 5.14 +0.6 |
| 22 | Koch Klaus | FRG | 4.75 +2.1 |
| 23 | Palmqvist Börje | SWE | 4.45 +1.6 |
| 24 | Marschner Karl | FRG | 4.31 +2.6 |
| 25 | Bollow Gert | FRG | 4.03 +1.6 |

M 50 Long Jump

FINAL

| | | | Wind |
|------|-------------------------|-----|------------|
| 1 | Mandl Horst | AUT | 6.23 -1.51 |
| 2 | Arnold Eugen | FRG | 6.19 +4.75 |
| 3 | Taylor Frank | GBR | 5.91 +1.32 |
| 4 | Suominen Aulis | FIN | 5.79 +1.59 |
| 5 | Calamaran-Danzelle Jean | FRA | 5.78 +1.83 |
| 6 | Kahma Jorma | FIN | 5.77 -0.93 |
| ✓ 7 | Kivelä Kauko | FIN | 5.74 +4.31 |
| 8 | Lindhe Lars | SWE | 5.70 +2.35 |
| 9 | Weisscher Gerard | HOL | 5.58 +1.86 |
| 10 | Niemi Olavi | FIN | 5.53 +2.62 |
| 11 | Knaappila Viljo | FIN | 5.53 +1.65 |
| 12 | Sopanen Ilpo | FIN | 5.51 +0.51 |
| 13 | Ammon Georg | FRG | 5.47 +1.59 |
| 14 | Bertram Rolf | FRG | 5.44 +2.30 |
| 15 | Bechtold Norbert | FRG | 5.42 +2.46 |
| ✓ 16 | Magnusson Werner | SWE | 5.34 +0.35 |
| ✓ 17 | Blomqvist Leif | SWE | 5.32 +1.27 |
| 18 | Bohmann Hans | FRG | 5.27 -1.95 |
| 19 | Häberli Heinz | SUI | 5.27 +1.66 |
| 20 | Luijckx Jan | HOL | 5.26 +2.83 |
| 21 | Angel Joaniquet | ESP | 5.24 +3.06 |
| 22 | Osterman Ernst | FRG | 5.14 -4.79 |
| 23 | Dalland Kåre | NOR | 5.03 +2.19 |
| 24 | Urban Guenther W | FRG | 5.00 +2.39 |
| 25 | Vandebosch Lambert | BEL | 4.96 -1.47 |
| 26 | Häde Herbert | FRG | 4.95 +3.37 |
| ✓ 27 | Sjövald Kjell | SWE | 4.95 +1.89 |
| 28 | Abshagen Ronald | FRG | 4.80 +0.18 |
| 29 | Rollfing Christoph | FRG | 4.60 +0.93 |
| ✓ 30 | Rörstrand Gösta | SWE | 4.54 +1.95 |

M 55 Long Jump

FINAL


| | | | Wind |
|-----|---------------------|-----|-----------|
| 1 | Strauss Herman | FRG | 5.76 +3.1 |
| 2 | Necek Josef | TCH | 5.53 +1.6 |
| 3 | Stoppel Albert | AUT | 5.19 0.0 |
| ✓ 4 | Fernaes Axel | SWE | 5.12 +1.1 |
| 5 | Thom Herbert | FRG | 5.08 +1.3 |
| 6 | Persson Stig Ingvar | SWE | 4.99 +0.8 |
| 7 | Painsi Viktor | AUT | 4.90 +0.2 |
| 8 | Schumacher Karl | FRG | 4.84 +3.4 |
| 9 | Heikkinen Seppo | FIN | 4.84 +1.0 |
| 10 | Ling Lars- Erik | SWE | 4.80 0.0 |
| 11 | Tilli Heinz | FRG | 4.70 +1.0 |
| 12 | Fachmann Wolfgang | FRG | 4.61 +1.7 |
| 13 | Häkkinen Pentti K | FIN | 4.39 +1.4 |

M 60 Long Jump

FINAL

| | | | Wind |
|----|---------------------|-----|-----------|
| 1 | Ryxdal Jakob | NOR | 5.50 +0.1 |
| 2 | Järvinen Matti | FIN | 5.23 -0.1 |
| 3 | Dobriban Geza | HUN | 5.15 +0.2 |
| 4 | Schmidt Heinz | FRG | 5.07 -0.4 |
| 5 | Nowakowski Helmüt | FRG | 4.96 0.0 |
| 6 | Windolf Gerhard | FRG | 4.94 -0.1 |
| 7 | Compri Amelio | ITA | 4.89 +0.1 |
| 8 | Monteiro Artur | POR | 4.70 +0.1 |
| 9 | Tio Palahi Josep | ESP | 4.04 0.0 |
| 10 | Nordahl-Hansen Rolv | NOR | 4.00 0.0 |
| 11 | Geyer Fritz | FRG | 1.94 +0.1 |





M 65 Long Jump

FINAL

| | | | WIND |
|----|--------------------|-----|-----------|
| 1 | Bitter Hans | FRG | 5.43 0.0 |
| 2 | Skrivervik Gudmund | NOR | 5.21 0.0 |
| 3 | Kosonen Arvi | FIN | 4.98 0.0 |
| 4 | Gilli Hans | SUI | 4.84 0.0 |
| 5 | Hamann Franz | FRG | 4.60 0.0 |
| 6 | Drewing Johannes | FRG | 4.51 +0.5 |
| 7 | Wieczorek Helmut | FRG | 4.51 +0.1 |
| 8 | Darrot Pierre | FRA | 4.48 +0.5 |
| 9 | Tibor Mihaly | HUN | 4.48 +0.4 |
| 10 | Zensch Emmerich | AUT | 4.02 0.0 |
| 11 | Andersson Roland | SWE | 3.97 +0.1 |
| 12 | Säter Einar | NOR | 3.90 +0.1 |
| 13 | Voigt Gerhard | FRG | 3.90 +0.2 |
| 14 | Rainio Raino | FIN | 3.83 +0.6 |
| | | | 2.65 -0.2 |

M 70 Long Jump

FINAL

| | | | WIND |
|---|--------------------------------------|------------|-----------------|
| 1 | Bech Ejnar | DEN | 4.58 0.0 |
| 2 | Petzold Kurt | FRG | 4.57 +0.2 |
| 3 | Flydahl Einar | NOR | 4.54 +0.2 |
| 4 | Lindgren Seth | SWE | 4.43 +0.4 |
| 5 | Kolhonen Esko | FIN | 4.34 +0.1 |
| 6 | Riechers Wilhelm | FRG | 4.20 +0.5 |
| 7 | Langer Klaus | FRG | 4.14 +0.4 |
| 8 | Resell Jon | NOR | 4.04 +0.1 |
| 9 | Bryntesen Bjarne Johansson Gunnar | NOR SWE | 3.96 +0.1 -- |

M 75 Long Jump

FINAL

| | | | Wind |
|---|-------------------|-----|-----------|
| 1 | Bilek Kamil | TCH | 4.05 -1.0 |
| 2 | Streubel Walter | FRG | 3.95 +0.5 |
| 3 | Pajunen Ahti | FIN | 3.74 +0.5 |
| 4 | Jössing Olav | NOR | 3.72 +0.6 |
| 5 | Firsching Herbert | FRG | 3.62 -0.9 |
| 6 | Resell Tormod | NOR | 3.57 +1.0 |
| 7 | Scmitdt Erich | FRG | 2.59 +0.5 |

M 40 Triple Jump

FINAL

| | | | WIND |
|----|-------------------|-----|------------|
| 1 | Power Sean | GBR | 14.21 +0.5 |
| 2 | Nieminen Veijo | FIN | 14.14 +1.0 |
| 3 | Baier Helmut | FRG | 13.93 +0.5 |
| 4 | Kreft Claus-Werne | FRG | 13.90 +1.6 |
| 5 | Regner Michel | FRA | 13.78 +0.5 |
| 6 | Carvalho Leoel | POR | 13.52 +0.4 |
| 7 | Urban Josef | TCH | 13.46 +0.4 |
| 8 | Vernon John | GBR | 13.02 +0.3 |
| 9 | Mönster Sören | DEN | 12.96 +0.3 |
| 10 | Törnblom Arne | SWE | 12.50 +0.8 |
| 11 | Fanning Jim | IRL | 12.23 +0.7 |
| 12 | Filipic Dieter | FRG | 12.06 +0.3 |
| 13 | De Rocker Leopold | BEL | 11.73 +0.6 |
| 14 | Carlsson Jonny | SWE | 11.67 +0.3 |
| 15 | Klausen Frede | DEN | 11.60 +0.7 |

M 45 Triple Jump

FINAL

| | | | WIND |
|----|----------------------|-----|-------------|
| 1 | Pericles Augusto | POR | 13.31 -0.6 |
| 2 | Bäcklund Stig Martin | FIN | 13.18 +0.2 |
| 3 | Scherer Franz Josef | FRG | 12.87 -0.34 |
| 4 | Haavasalu Villu | SWE | 12.56 -1.43 |
| 5 | Marila Kyösti | FIN | 12.28 -1.03 |
| 6 | Björnbak Kato | NOR | 12.16 -1.4 |
| 7 | Carstensen Jens | FRG | 11.92 +0.9 |
| 8 | Pettersson Stig | SWE | 11.59 -1.14 |
| 9 | Volkert Juergen | FRG | 11.36 -0.99 |
| 10 | Vartia Matti | FIN | 10.48 -1.97 |
| 11 | Bersch Jörg | FRG | 9.68 -1.40 |

M 50 Triple Jump

FINAL

| | | | WIND |
|----|-------------------|-----|------------|
| 1 | Mandl Horst | AUT | 12.81 -0.5 |
| 2 | Darlington John | GBR | 12.53 -0.1 |
| 3 | Niemi Olavi | FIN | 12.19 -0.4 |
| 4 | Bechtold Norbert | FRG | 11.70 -0.7 |
| 5 | Magnusson Werner | SWE | 11.64 -0.3 |
| 6 | Petersson Alf | SWE | 11.53 -0.6 |
| 7 | Andersen Henry F | DEN | 11.48 +0.4 |
| 8 | Knaappila Viljo | FIN | 11.14 -0.8 |
| 9 | Angel Joaniquet | ESP | 10.82 +2.5 |
| 10 | Bien Janos | HUN | 10.52 -0.2 |
| 11 | Phillips Joseph | GBR | 10.28 +0.8 |
| 12 | Schultze Klaus | FRG | 10.21 -0.6 |
| 13 | Aasen Audun | NOR | 10.02 -0.7 |
| 14 | Rörstrand Gösta | SWE | 9.83 +2.5 |
| 15 | Thesen Karl-Heinz | FRG | 9.80 -0.5 |

M 55 Triple Jump

FINAL

| | | | WIND |
|---|-----------------|-----|------------|
| 1 | Strauss Herman | FRG | 12.75 -0.8 |
| 2 | Schumacher Karl | FRG | 10.45 +3.0 |
| 3 | Larsson Yngve | SWE | 10.22 +4.0 |
| 4 | Dick August | FRG | 8.52 -0.5 |

M 60 Triple Jump

FINAL

| | | | Wind |
|---|---------------------|-----|------------|
| 1 | Rypdal Jakob | NOR | 11.77 -1.4 |
| 2 | Compri Amelio | ITA | 11.31 -0.5 |
| 3 | Järvinen Matti | FIN | 11.16 +0.3 |
| 4 | Williams Les | GBR | 10.58 -0.5 |
| 5 | Dobriban Geza | HUN | 10.37 +1.4 |
| 6 | Zetterqvist Hans | SWE | 8.79 -1.3 |
| 7 | Nordahl-Hansen Rolv | NOR | 8.77 -1.0 |

M 65 Triple Jump

FINAL

| | | | WIND |
|----|------------------|-----|------------|
| 1 | Barth Norbert | FRG | 10.18 +0.4 |
| 2 | Rainio Raino | FIN | 10.03 -0.5 |
| 3 | Gustavsson Rolf | SWE | 9.91 -0.9 |
| 4 | Säter Einar | NOR | 9.89 +0.8 |
| 5 | Kosonen Arvi | FIN | 9.86 -1.1 |
| 6 | Pietilä Olavi | FIN | 9.30 +0.3 |
| 7 | Niemi Matti | FIN | 9.25 -0.5 |
| 8 | Zensch Emmerich | AUT | 8.54 +0.5 |
| 9 | Andersson Roland | SWE | 8.44 -0.9 |
| 10 | Wieczorek Helmut | FRG | 8.29 -1.4 |

M 70 Triple Jump

FINAL

| | | | | |
|---|-------------------|-----|------|------|
| 1 | Kolhonen Esko | FIN | 8.96 | -0.7 |
| 2 | Bech Ejnar | DEN | 8.93 | -0.4 |
| 3 | Lindgren Seth | SWE | 8.43 | +0.8 |
| 4 | Scherzinger Josef | FRG | 8.36 | -0.5 |
| 5 | Silekoski Bruno | FIN | 7.99 | -0.4 |
| 6 | Wardaeus Karl | SWE | 7.66 | +0.2 |

M 75 Triple Jump

FINAL

| | | | | |
|---|---------------|-----|------|------|
| | | | | Wind |
| 1 | Jössing Olav | NOR | 8.24 | -1.2 |
| 2 | Larsen Peter | NOR | 7.26 | +0.3 |
| 3 | Viitala Viljo | FIN | 7.06 | +1.5 |
| 4 | Bauer Robert | FRG | 6.02 | +0.9 |

M 40 Shot Put

| | | | |
|----|---------------------|-----|-------|
| 1 | Buchmüller Manfred | FRG | 16.35 |
| 2 | Bruch Ricky | SWE | 15.07 |
| 3 | Hermanns Axel | FRG | 14.78 |
| 4 | Harre Heinz | AUT | 13.71 |
| 5 | Dr. Bialonczyk Wolf | AUT | 13.63 |
| 6 | Svensson Åke | SWE | 13.44 |
| 7 | Wennmakers Uli | FRG | 13.33 |
| 8 | Dr. Lengyel Gaspar | HUN | 13.25 |
| 9 | Almqvist Karl Uno | SWE | 12.62 |
| 10 | Heinen Hermann | FRG | 12.54 |
| 11 | Preuss Helmut | FRG | 12.38 |
| 12 | Janssen Jacobus | HOL | 11.80 |
| 13 | Volkheimer Klaus | FRG | 11.51 |

M 45 Shot Put

| | | | |
|----|---------------------|-----|-------|
| 1 | Liedtke Klaus | FRG | 16.42 |
| 2 | Gross Helmut | FRG | 13.97 |
| 3 | Kölmel Ernst | FRG | 13.90 |
| 4 | Marg Karl-Heinz | FRG | 13.57 |
| 5 | Holtfreter Peter | FRG | 13.39 |
| 6 | Reinhardt Eugen | FRG | 13.38 |
| 7 | Guillon Alain | FRA | 13.13 |
| 8 | Manganelli Sergio | ITA | 13.02 |
| 9 | Ebeling Hasso | FRG | 12.65 |
| 10 | Unger Peter | FRG | 12.48 |
| 11 | Baack Wolfgang | FRG | 12.08 |
| 12 | Berger Anton | FRG | 12.07 |
| 13 | Unnsteinsson Olafur | ISL | 11.82 |
| 14 | Schmitt Egon | FRG | 11.68 |
| 15 | Börstad Nils O | NOR | 11.67 |
| 16 | Kiefersauer Stefan | FRG | 11.63 |
| 17 | Fossen Kjell | NOR | 11.40 |
| 18 | Freebairn John | GBR | 11.40 |
| 19 | Marschner Karl | FRG | 10.87 |
| 20 | Hansen Johann | FRG | 10.83 |
| 21 | Fröberg John | DEN | 10.42 |
| 22 | Serfozo Zoltan | HUN | 10.31 |
| 23 | Szabo Lajos | HUN | 8.22 |

M 50 Shot Put

| | | | |
|----|--------------------------|-----|-------|
| 1 | Speckens Peter | FRG | 16.00 |
| 2 | Pötsch Hans | AUT | 14.89 |
| 3 | Leino Raimo | FIN | 14.81 |
| 4 | Sindek Rudolf | FRG | 13.49 |
| 5 | Säther Arne | NOR | 13.27 |
| 6 | Grell Adolf | FRG | 12.81 |
| 7 | Ammon Georg | FRG | 12.79 |
| 8 | Johansen Öivind | NOR | 12.64 |
| 9 | Neubauer Erwin | FRG | 12.56 |
| 10 | Vander Pal Herman | HOL | 12.17 |
| 11 | Schulz Heinz | FRG | 12.05 |
| 12 | Karaczko Günter | FRG | 11.91 |
| 13 | Langenbein Karl-Heinrich | FRG | 11.24 |
| 14 | Skadsem Arnfinn | NOR | 11.20 |
| 15 | Obergfell Klaus | FRG | 11.09 |
| 16 | Tnesen Karl-Heinz | FRG | 11.07 |
| 17 | Pelle Janos | HUN | 11.01 |
| 18 | Häde Herbert | FRG | 10.57 |
| 19 | Buch Dieter | FRG | 10.53 |
| 20 | Claessen Jef | BEL | 10.40 |
| 21 | Dahlberg Rolf O | SWE | 10.26 |
| 22 | Kaiser Werner | FRG | 9.96 |
| 23 | Besson Michel | FRA | 9.52 |

M 55 Shot Put

| | | | |
|----|-------------------------|-----|-------|
| 1 | Lesell Kaarlo | FIN | 14.30 |
| 2 | von Wachenfeldt Torsten | SWE | 13.76 |
| 3 | Rzehak Richard | FRG | 13.27 |
| 4 | Virtanen Aulis | FIN | 12.94 |
| 5 | Larsson Jack | SWE | 12.50 |
| 6 | Bognár Károly | HUN | 12.29 |
| 7 | Brandt Heinz | FRG | 12.19 |
| 8 | Kirkeby Åge | NOR | 11.85 |
| 9 | Rebell Ben | HOL | 11.32 |
| 10 | Homme Kurt | NOR | 10.87 |
| 11 | De Boni Salvatore | ITA | 10.24 |
| 12 | Simak Janos | HUN | 9.91 |
| 13 | Stanislav Ivanovic | YUG | 9.84 |
| 14 | Buzzard Roger | GBR | 6.94 |

M 60 Shot Put

| | | | |
|----|---------------------|-----|-------|
| 1 | Vyskovsky Jan | TCH | 13.52 |
| 2 | Strandli Rolf | SWE | 13.17 |
| 3 | Edwardsen Öivin | NOR | 12.69 |
| 4 | Ladstätter Emil | AUT | 12.68 |
| 5 | Millers Noldis | SWE | 12.31 |
| 6 | Willman Erkki | FIN | 12.26 |
| 7 | Rydström Axel | SWE | 12.00 |
| 8 | Mäenpää Aatos | FIN | 11.99 |
| 9 | Fok Jozsef Dezsö | HUN | 11.75 |
| 10 | Hombrecher Hermann | FRG | 11.68 |
| 11 | Olsson Karl-Erik | SWE | 11.57 |
| 12 | Nesse Harald | NOR | 11.46 |
| 13 | Görger Karl-Josef | FRG | 11.26 |
| 14 | Franz Siegfried | FRG | 11.20 |
| 15 | Håkansson Torsten | SWE | 11.00 |
| 16 | Eimhjellen Rolf | NOR | 10.78 |
| 17 | Matthias Wolfgang | FRG | 10.35 |
| 18 | Fialho Jose | POR | 9.59 |
| 19 | Scanabissi Giuseppe | ITA | 9.34 |
| 20 | Grenaa Ulrik | DEN | 9.18 |

M 65 Shot Put

| | | | |
|----|------------------|-----|-------|
| 1 | Nokelainen Reino | FIN | 13.53 |
| 2 | Ludwig Erwin | FRG | 13.52 |
| 3 | Bitter Hans | FRG | 13.12 |
| 4 | Wiklund Elof | SWE | 12.50 |
| 5 | Jouppila Kauko | FIN | 11.54 |
| 6 | Svennevik Erling | NOR | 11.52 |
| 7 | Gustavsson Rolf | SWE | 11.36 |
| 8 | Werner Kurt | FRG | 11.26 |
| 9 | Qvandt Heinz | FRG | 11.15 |
| 10 | Presser Theo | FRG | 11.14 |
| 11 | Constantin Allan | SWE | 13.76 |
| 12 | Håkansson Gustav | SWE | 9.90 |
| 13 | Maggi Walter | ITA | 9.74 |
| 14 | Bjercke Alf R | NOR | 9.66 |
| 15 | Alka Franz | FRG | 9.34 |
| 16 | Voigt Gerhard | FRG | 8.09 |

M 70 Shot Put

FINAL

| | | | |
|----|--------------------|-----|-------|
| 1 | Elo Voitto | FIN | 13.66 |
| 2 | Schepe Gerhard | FRG | 12.39 |
| 3 | Ketonen Aarne | FIN | 11.84 |
| 4 | Riboni Mario | ITA | 10.92 |
| 5 | Johansson John E | SWE | 10.85 |
| 6 | Resell Jon | NOR | 10.84 |
| 7 | Porceddu Bruno | ITA | 10.73 |
| 8 | Galli Werther | ITA | 10.22 |
| 9 | Lekve Martinius | NOR | 9.67 |
| 10 | Pohja Tatu | FIN | 9.58 |
| 11 | Bruch Bruno | SWE | 9.06 |
| 12 | Groth Klaus | FRG | 8.92 |
| 13 | Aussenhofer Eduard | FRG | 8.82 |
| 14 | Pleuger Heinz | FRG | 8.78 |

M 75 Shot Put

FINAL

| | | | |
|----|-------------------|-----|-------|
| 1 | Frochte Hans | FRG | 11.87 |
| 2 | Renvall Osmo | FIN | 11.61 |
| 3 | Satter Robert | FRG | 10.55 |
| 4 | Patinen Paaro | FIN | 9.79 |
| 5 | Resell Tormod | NOR | 9.63 |
| 6 | Jössing Olav | NOR | 9.58 |
| 7 | Heidrich Benno | FRG | 9.38 |
| 8 | Brodersen Karsten | FRG | 9.20 |
| 9 | Järvinen Kustaa | FIN | 8.96 |
| 10 | Loch Karl | FRG | 8.73 |
| 11 | Firsching Herbert | FRG | 8.29 |
| 12 | Börsum Rolf | NOR | 5.87 |

M 80 Shot Put

FINAL

| | | | |
|------------------------|------------------|-----|------|
| 1 | Schmitdt Erich | FRG | 9.06 |
| 2 | Schmitdt Ernst | FRG | 8.57 |
| 3 | Andersson Verner | SWE | 8.57 |
| 4 | Joutsalo Kaarlo | FIN | 8.07 |
| 5 | Baker William | GBR | 7.30 |
| 6 | Solnördal Kaare | NOR | 6.90 |
| 7 | Bender Friedrich | FRG | 6.86 |
| Not in the competition | | | |
| | Schumann Jakob | FRG | 7.90 |

M 40 Discus

| | | | |
|----|-------------------------|-----|-------|
| 1 | Niare Namakoro | FRA | 53,78 |
| 2 | Bruch Ricky | SWE | 50,66 |
| 3 | Pakalen Veikko | FIN | 46,14 |
| 4 | Ellis Christopher | GBR | 44,34 |
| 5 | Bergman Wilifrid-Hubert | FRG | 43,02 |
| 6 | Preuss Helmut | FRG | 41,86 |
| 7 | Puisto Ove | SWE | 41,36 |
| 8 | Wennmakers Uli | FRG | 39,80 |
| 9 | Harre Heinz | AUT | 39,14 |
| 10 | Heinen Hermann | FRG | 38,54 |
| 11 | Almqvist Karl Uno | SWE | 38,06 |
| 12 | Volkheimer Klaus | FRG | 37,64 |
| 13 | Bianco Romano | ITA | 36,24 |
| 14 | Janssen Jacobus | HOL | 35,48 |
| 15 | Brooks Clifford | GBR | 34,60 |
| 16 | Hansen Knud V | DEN | 31,18 |
| 17 | Oksanen Jorma | FIN | 29,90 |
| 18 | Stivhagen Ted | SWE | 29,16 |

M 45 Discus

FINAL

| | | | |
|----|---------------------|-----|-------|
| 1 | Liedtke Klaus | FRG | 48.72 |
| 2 | Albers Klaus | FRG | 43.88 |
| 3 | Kleiber Manfred | FRG | 42.96 |
| 4 | Holtfreter Peter | FRG | 41.48 |
| 5 | Strässner Walter | FRG | 40.60 |
| 6 | Berger Anton | FRG | 40.44 |
| 7 | Schallau Werner | FRG | 39.44 |
| 8 | Guillon Alain | FRA | 38.64 |
| 9 | Niemiec Bogdan | POL | 38.22 |
| 10 | Reinhardt Eugen | FRG | 37.80 |
| 11 | Plücker Günter | FRG | 37.72 |
| 12 | Norrena Tapio | FIN | 37.54 |
| 13 | Kajanne Aarre | FIN | 37.50 |
| 14 | Bergmann Eldar | NOR | 37.04 |
| 15 | Gross Helmut | FRG | 35.22 |
| 16 | Marg Karl- Heinz | FRG | 34.42 |
| 17 | Baack Wolfgang | FRG | 34.22 |
| 18 | Unnsteinsson Olafur | ICE | 33.92 |
| 19 | Unger Peter | FRG | 33.86 |
| 20 | Berger Frank | FRG | 32.70 |
| 21 | Friedrichsen Carl | DEN | 32.68 |
| 22 | Hansen Johann | FRG | 32.06 |
| 23 | Rutanen Antero | FIN | 31.84 |
| 24 | Fossen Kjell | NOR | 28.20 |
| 25 | Richardson Hugh | GBR | 25.74 |

M 50 Discus

FINAL

| | | | |
|----|--------------------------|-----|-------|
| 1 | Ryyti Veikko | FIN | 53.40 |
| 2 | Speckens Peter | FRG | 51.04 |
| 3 | Tallberg Bertil | SWE | 48.76 |
| 4 | Gundersrud Leif | NOR | 46.14 |
| 5 | Helminen Simo | FIN | 45.96 |
| 6 | Leino Raimo | FIN | 45.66 |
| 7 | Karaczko Günter | FRG | 44.20 |
| 8 | Sindek Rudolf | FRG | 40.62 |
| 9 | Neubauer Erwin | FRG | 38.68 |
| 10 | Langenbein Karl-Heinrich | FRG | 38.66 |
| 11 | Eychenne Henri | FRA | 38.00 |
| 12 | Säther Arne | NOR | 37.92 |
| 13 | Kinnunen Reino | FIN | 37.62 |
| 14 | Johansen Öivind | NOR | 36.22 |
| 15 | Vander Pal Herman | HOL | 35.64 |
| 16 | Schulz Heinz | FRG | 35.22 |
| 17 | Olsen Bent | DEN | 32.64 |

| | | | |
|----|---------------|-----|-------|
| 18 | Baumhage Egon | FRG | 32.24 |
| 19 | Claessen JEF | BEL | 31.74 |
| 20 | Grell Adolf | FRG | 30.54 |
| 21 | Buch Dieter | FRG | 30.22 |
| 22 | Sjövald Kjell | SWE | 27.96 |
| 23 | Besson Michel | FRA | 27.72 |
| 24 | Kaiser Werner | FRG | 25.84 |
| 25 | Deleeuw Guido | BEL | 25.20 |
| 26 | Sievers Heinz | FRG | 24.60 |

M 55 Discus

FINAL

| | | | |
|----|---------------------|-----|-------|
| 1 | Häkkinen Pentti K | FIN | 47.84 |
| 2 | Brandt Heinz | FRG | 46.36 |
| 3 | Lajbner Vaclav | TCH | 42.32 |
| 4 | Rebell Ben | HOL | 41.88 |
| 5 | Drawniok Gerd | FRG | 41.60 |
| 6 | Rzehak Richard | FRG | 40.68 |
| 7 | Laursen Ivan | DEN | 40.12 |
| 8 | Honne Kurt | NOR | 39.68 |
| 9 | Heistermann Manfred | FRG | 36.76 |
| 10 | Salanto Seppo | FIN | 34.42 |
| 11 | Jantunen Kauno | FIN | 32.52 |
| 12 | De Boni Salvatore | ITA | 30.02 |
| 13 | Lehmann Eugen | SUI | 29.80 |
| 14 | Lindstrand Sven | SWE | 29.50 |
| 15 | Nikola Turk | YUG | 28.41 |
| 16 | Dick August | FRG | 28.10 |
| 17 | Simak Janos | HUN | 28.06 |
| 18 | Carlsson Carl-Axel | SWE | 26.34 |
| 19 | Buzzard Roger | GBR | 23.04 |

M 60 Discus

FINAL

| | | | |
|----|---------------------|-----|-------|
| 1 | Strandli Rolf | SWE | 50.34 |
| 2 | Evjenth Olaf | NOR | 48.04 |
| 3 | Duholm Helmuth | DEN | 47.96 |
| 4 | Vyskovsky Jan | TCH | 47.60 |
| 5 | Eduardsen Öivin | NOR | 46.26 |
| 6 | Olsson Karl-Erik | SWE | 43.92 |
| 7 | Ladstätter Emil | AUT | 42.48 |
| 8 | Franz Siegfried | FRG | 42.00 |
| 9 | Jönsson Victor | SWE | 40.82 |
| 10 | Nesse Harald | NOR | 40.58 |
| 11 | Goltz Horst | FRG | 39.34 |
| 12 | Aghem Giovanni | ITA | 38.98 |
| 13 | Millers Noldis | SWE | 38.54 |
| 14 | Saarikoski Pentti | FIN | 38.38 |
| 15 | Siau Herman | BEL | 37.06 |
| 16 | Altrock Alexander | FRG | 36.96 |
| 17 | Eimhjellen Rolf | NOR | 36.74 |
| 18 | Görger Karl-Josef | FRG | 36.70 |
| 19 | Wortmann Herbert | FRG | 36.02 |
| 20 | Lund Håvard | NOR | 35.98 |
| 21 | Schleifer Artur | AUT | 35.74 |
| 22 | Fialho Jose | POR | 35.36 |
| 23 | Håkansson Torsten | SWE | 34.88 |
| 24 | Metzler Max | FRG | 34.08 |
| 25 | Batby Marcel | FRA | 32.98 |
| 26 | Bjerck Oluf | NOR | 32.60 |
| 27 | Bogren Sven | SWE | 32.24 |
| 28 | Grenaa Ulrik | DEN | 31.42 |
| 29 | Surza Alfio | ITA | 30.62 |
| 30 | Georgakopoulos Yan | GRE | 29.88 |
| 31 | Karlsson Sven Erik | SWE | 29.28 |
| 32 | Kauranen Arvo | FIN | 27.62 |
| 33 | Karlsson Kalle | SWE | 23.24 |
| | Scanabisse Giuseppe | ITA | - |

M 65 Discus

FINAL

| | | | |
|----|----------------------|-----|-------|
| 1 | Jouppila Kauko | FIN | 51.28 |
| 2 | Gustavsson Rolf | SWE | 41.20 |
| 3 | Håkansson Gustav | SWE | 42.08 |
| 4 | Koch Adolf | FRG | 40.08 |
| 5 | Svennevik Erling | NOR | 39.82 |
| 6 | Lindstedt Carl | SWE | 38.30 |
| 7 | Maggi Walter | ITA | 38.24 |
| 8 | Glöckner Georg | AUT | 35.46 |
| 9 | Barth Norbert | FRG | 35.38 |
| 10 | Werner Kurt | FRG | 34.36 |
| 11 | Dematteis Cesare | ITA | 33.42 |
| 12 | Wesselgård Milan | SWE | 33.40 |
| 13 | Nokelainen Reino | FIN | 32.02 |
| 14 | Constantin Allan | SWE | 31.42 |
| 15 | Pohle Hermann | FRG | 31.24 |
| 16 | Viken Eyvind | NOR | 31.08 |
| 17 | Presser Theo | FRG | 31.04 |
| 18 | Lindelöf Stig | SWE | 28.72 |
| 19 | Bjercke Alf | NOR | 28.26 |
| 20 | Gaboret Andre-Pierre | FRA | 26.84 |
| 21 | Jensen Peter | DEN | 22.32 |

M 70 Discus

| | | | |
|----|--------------------|-----|-------|
| 1 | Elo Voitto | FIN | 38.76 |
| 2 | Riboni Mario | ITA | 38.04 |
| 3 | Miettinen Aarne | FIN | 35.94 |
| 4 | Johansson John E | SWE | 33.12 |
| 5 | Weitz Engelbert | FRG | 31.88 |
| 6 | Albert Rudolf | FRG | 31.88 |
| 7 | Lekve Martinus | NOR | 29.68 |
| 8 | Karlsson Holger | SWE | 29.10 |
| 9 | Porceddu Bruno | ITA | 28.06 |
| 10 | Hahn Heinz | FRG | 26.80 |
| 11 | Pohja Tatu | FIN | 26.32 |
| 12 | Roel Ragnar | NOR | 25.78 |
| 13 | Groth Klaus | FRG | 25.18 |
| 14 | Karlsson Harald | GBR | 24.98 |
| 15 | Aussenhofer Eduard | FRG | 20.72 |
| 16 | Bellina Aldo | ITA | 20.68 |

M 75 Discus

FINAL

| | | | |
|----|-------------------|-----|-------|
| 1 | Renvall Osmo | FIN | 39.46 |
| 2 | Reppen Olav | NOR | 37.32 |
| 3 | Frochte Hans | FRG | 35.50 |
| 4 | Brodersen Karsten | FRG | 32.54 |
| 5 | Jössing Olav | NOR | 30.90 |
| 6 | Resell Tormod | NOR | 29.70 |
| 7 | Satter Robert | FRG | 29.00 |
| 8 | Patinen Paaro | FIN | 27.64 |
| 9 | Viitala Viljo | FIN | 26.18 |
| 10 | Amoretti Aldo | ITA | 25.76 |
| 11 | Heidrich Benno | FRG | 25.04 |
| 12 | Firsching Herbert | FRG | 23.86 |
| 13 | Järvinen Kustaa | FIN | 23.36 |
| 14 | Reichelt Walter | FRG | 23.00 |
| 15 | Wörner Erwin | FRG | 20.72 |
| | Proksch Alfred | AUT | --- |

M 80 Discus

| | | | |
|---|------------------|-----|-------|
| 1 | Andersson Verner | SWE | 31.60 |
| 2 | Schumann Jakob | FRG | 27.40 |
| 3 | Solnördal Kaare | NOR | 26.22 |
| 4 | Schmidt Erich | FRG | 23.16 |
| 5 | Schmidt Ernst | FRG | 19.82 |

M 40 Hammer

| | | | |
|----|---------------------|-----|-------|
| 1 | Kizesiniski Ryszard | POL | 56.84 |
| 2 | Örn Antti | FIN | 54.66 |
| 3 | Pedro So Jose | POR | 54.56 |
| 4 | Widmer Andreas | SUI | 49.28 |
| 5 | Walter Géza | HUN | 48.50 |
| 6 | Toth Ferenc | HUN | 46.92 |
| 7 | Bruch Ricky | SWE | 45.98 |
| 8 | Nilsson Nils-Ivan | SWE | 45.16 |
| 9 | Hansen Knud V | DEN | 41.38 |
| 10 | Horvath Janos | HUN | 40.00 |

M 45 Hammer

FINAL

| | | | |
|----|--------------------|-----|-------|
| 1 | Waltercrantz Eugen | SWE | 51.88 |
| 2 | Nemeth Pal | HUN | 51.64 |
| 3 | Marchionni Enzo | ITA | 47.48 |
| 4 | Niemiec Bogdan | POL | 45.90 |
| 5 | Ebeling Hasso | FRG | 45.34 |
| 6 | Albers Klaus | FRG | 44.76 |
| 7 | Schöbel Dietmar | FRG | 44.24 |
| 8 | Pichler Günter | AUT | 43.88 |
| 9 | Sass Wolfgang | FRG | 42.18 |
| 10 | Richardson Hugh | GBR | 41.10 |
| 11 | Friedrichsen Carl | DEN | 40.24 |
| 12 | Claesson Axel-Ivar | SWE | 39.92 |
| 13 | Clausen Freddy | DEN | 39.10 |
| 14 | Elderup Erik | DEN | 38.84 |
| 15 | Fröberg John | DEN | 37.86 |
| 16 | Hansen Johann | FRG | 34.50 |

M 50 Hammer

FINAL

| | | | |
|----|--------------------------|-----|-------|
| 1 | Pötsch Hans | AUT | 59.48 |
| 2 | Pettersson Per-Olow | SWE | 53.24 |
| 3 | Dedes G | GRE | 51.50 |
| 4 | Leino Raimo | FIN | 50.80 |
| 5 | Magnusson Jon H | ICE | 50.18 |
| 6 | Tuomela Ilmari | FIN | 48.24 |
| 7 | Säther Arne | NOR | 45.06 |
| 8 | Johansson Stig | SWE | 40.92 |
| 9 | Obergfell Klaus | FRG | 39.36 |
| 10 | Claessen Jef | BEL | 35.68 |
| 11 | Langenbein Karl-Heinrich | FRG | 35.25 |
| 12 | Sell Heinrich | DEN | 34.54 |

M 55 Hammer

FINAL

| | | | |
|---|--------------------|-----|-------|
| 1 | Rzehak Richard | FRG | 53.98 |
| 2 | Husson Guy | FRA | 53.50 |
| 3 | Kowalski Stanislaw | POL | 48.74 |
| 4 | Koop Hermann | FRG | 48.08 |
| 5 | Salanto Seppo | FIN | 47.26 |
| 6 | Laursen Ivan | DEN | 42.08 |
| 7 | Buzzard Roger | GBR | 32.04 |
| 8 | Svensson Weine | SWE | 29.50 |
| 9 | Andersson Lars | SWE | 24.20 |
| | Rebell Ben | HOL | -- |
| | Lehmann Eugen | SUI | -- |

M 60 Hammer

FINAL

| | | | |
|----|-------------------|-----|-------|
| 1 | Saarikoski Pentti | FIN | 57.30 |
| 2 | Duholm Helmuth | DEN | 44.52 |
| 3 | Franz Siegfried | FRG | 44.26 |
| 4 | Bender Jozsef | HUN | 42.80 |
| 5 | Strandli Rolf | SWE | 42.10 |
| 6 | Herrmann Kurt | FRG | 41.66 |
| 7 | Löve Torsteinn | ISL | 41.56 |
| 8 | Willman Erkki | FIN | 37.36 |
| 9 | Olsson Karl-Erik | SWE | 36.74 |
| 10 | Surza Alfio | ITA | 35.96 |
| 11 | Batby Marcel | FRA | 35.60 |
| 12 | Christiansen Knud | DEN | 29.88 |
| 13 | Grenaa Ulrik | DEN | 26.04 |

M 65 Hammer

FINAL

| | | | |
|----|-------------------------|-----|-------|
| 1 | Sonneck Alfons Johannes | FRG | 45.80 |
| 2 | Andervärn Erik -IV | SWE | 41.00 |
| 3 | Lehtinen Paavo | FIN | 36.60 |
| 4 | Håkansson Gustav | SWE | 35.48 |
| 5 | Nielsen Jens P | DEN | 34.52 |
| 6 | Bellin Kurt | FRG | 33.28 |
| 7 | Bjercke Alf R | NOR | 31.90 |
| 8 | Ludwig Erwin | FRG | 31.76 |
| 9 | Glöckner Georg | AUT | 30.04 |
| 10 | Gaboret Andre-Pierre | FRA | 21.92 |
| 11 | Psybylska Zillislaus | FRG | 21.26 |
| | Werner Kurt | FRG | -- |

M 70 Hammer

| | | | |
|----|------------------|-----|-------|
| 1 | Miettinen Aarne | FIN | 43.32 |
| 2 | Baier Max | FRG | 40.32 |
| 3 | Bryntesen Erik | NOR | 39.66 |
| 4 | Johansson John E | SWE | 37.90 |
| 5 | Weitz Engelbert | FRG | 36.74 |
| 6 | Karlsson Holger | SWE | 35.62 |
| 7 | Hahn Heinz | FRG | 33.54 |
| 8 | Elo Voitto | FIN | 31.96 |
| 9 | Porceddu Bruno | ITA | 31.00 |
| 10 | Silekoski Bruno | FIN | 30.88 |

M 75 Hammer

| | | | |
|---|-------------------|-----|-------|
| 1 | Renvall Osmo | FIN | 40.82 |
| 2 | Reppen Olav | NOR | 39.68 |
| 3 | Wischmann Berno | FRG | 37.28 |
| 4 | Patinen Paaro | FIN | 32.36 |
| 5 | Brodersen Karsten | FRG | 29.54 |
| 6 | Järvinen Kustaa | FIN | 28.12 |
| 7 | Frochte Hans | FRG | 28.00 |
| 8 | Amoretti Aldo | ITA | 22.64 |

M 80 Hammer

FINAL

| | | | |
|---|------------------|-----|-------|
| 1 | Andersson Verner | SWE | 27.42 |
| 2 | Bender Friedrich | FRG | 26.86 |
| 3 | Schumann Jakob | FRG | 23.94 |
| 4 | Solnördal Kaare | NOR | 20.36 |
| 5 | Scmitdt Erich | FRG | 19.78 |
| 6 | Scmitdt Ernst | FRG | 16.66 |

M 40 Javelin

FINAL

| | | | |
|----|--------------------|-----|-------|
| 1 | Marinko Primorac | YUG | 65.64 |
| 2 | Nemec Miroslav | TCH | 62.24 |
| 3 | Funke Jochen | FRG | 60.06 |
| 4 | Kotzias Giorgios | GRE | 59.16 |
| 5 | Pougheon Michel | FRA | 57.92 |
| 6 | Moholdt Dagfinn | NOR | 56.24 |
| 7 | Kuutti Esko Juhani | FIN | 56.02 |
| 8 | Janos Marity | HUN | 55.64 |
| 9 | Dost Dieter | FRG | 53.88 |
| 10 | Takkunen Eino | SWE | 52.98 |
| 11 | Söderberg Torben | DEN | 51.22 |
| 12 | Rau Roland | FRG | 49.54 |
| 13 | Heinen Hermann | FRG | 49.38 |
| | Dr Bialonczyk Wolf | AUT | - |

M 45 Javelin

FINAL

| | | | |
|----|-----------------------|-----|-------|
| 1 | Jelten Axel | FRG | 63.14 |
| 2 | Pierrakos Christos | GRE | 56.10 |
| 3 | Hein Jörg | FRG | 54.74 |
| 4 | Foss Svein Erik | NOR | 54.54 |
| 5 | Varis Olavi | FIN | 54.42 |
| 6 | Meise Gerhard | FRG | 53.48 |
| 7 | Jaakkola Kalev | FIN | 51.86 |
| 8 | Fraemke Walter | FRG | 50.18 |
| 9 | Hastedt Claas-Hinrich | FRG | 49.22 |
| 10 | Rutanen Antero | FIN | 45.06 |
| 11 | Fossen Kjell | NOR | 44.28 |
| 12 | Berger Frank | FRG | 42.72 |
| 13 | Gunnergård Karste | DEN | 42.44 |
| 14 | Holzknacht Hans | FRG | 41.26 |
| 15 | Galambos Otto | HUN | 41.04 |
| 16 | Campagnari Roberto | ITA | 38.62 |
| 17 | Lange Dieter | FRG | 37.34 |
| 18 | Wonnemann Horst | FRG | 32.52 |

M 50 Javelin

FINAL

| | | | |
|----|------------------|-----|-------|
| 1 | Brandt Tore | SWE | 55.50 |
| 2 | Salonen Yrjö | FIN | 54.82 |
| 3 | Urpinen Harry | FIN | 54.14 |
| 4 | Hoffmann Manfred | FRG | 52.62 |
| 5 | Tanhuanpää Väinö | FIN | 52.12 |
| 6 | Phillips Joseph | GBR | 43.32 |
| 7 | Jensen John V | DEN | 43.24 |
| 8 | Riccardi Claudio | ITA | 43.12 |
| 9 | Kinnunen Reino | FIN | 42.84 |
| 10 | Olsen Bent | DEN | 40.76 |
| 11 | Baumhage Egon | FRG | 39.68 |
| 12 | Jung Peter | FRG | 39.04 |
| 13 | Grell Adolf | FRG | 38.76 |
| 14 | Solja Terho | FIN | 37.98 |
| 15 | Tullerud Øystein | NOR | 37.84 |
| 16 | Möller Håkan | SWE | 37.80 |
| 17 | Luijckx Jan | HOL | 36.50 |
| 18 | Deleeuw Guido | BEL | 26.36 |

M 55 Javelin

FINAL

| | | | |
|----|---------------------|-----|-------|
| 1 | Rzehak Richard | FRG | 49.12 |
| 2 | Drewniok Gerd | FRG | 47.64 |
| 3 | Noreborn Härje | SWE | 45.46 |
| 4 | Jantunen Kauno | FIN | 45.08 |
| 5 | Will Heiner | FRG | 43.62 |
| 6 | Kirkeby Åge | NOR | 41.82 |
| 7 | Pretzsch Peter | DEN | 39.76 |
| 8 | Ardiani Firmino | ITA | 38.98 |
| 9 | Svensson Weine | SWE | 36.40 |
| 10 | Heistermann Manfred | FRG | 34.68 |
| 11 | Kluender Jochen | FRG | 34.16 |
| 12 | Woods Alfred | GBR | 33.54 |
| 13 | Wichmann Karri | FIN | 32.70 |
| 14 | Stanislav Ivanovic | YUG | 29.80 |
| 15 | Dick August | FRG | 27.00 |
| 16 | Nikola Turk | YUG | 26.30 |

M 60 Javelin

FINAL

| | | | |
|----|---------------------|-----|-------|
| 1 | Javanainen Veikko | FIN | 52.88 |
| 2 | Rydström Axel | SWE | 50.90 |
| 3 | Lund Håvard | NOR | 42.44 |
| 4 | Werthner Helmut | AUT | 41.84 |
| 5 | Görger Karl-Josef | FRG | 39.80 |
| 6 | Wortmann Herbert | FRG | 36.18 |
| 7 | Surza Alfio | ITA | 34.80 |
| 8 | Törner Said | SWE | 33.74 |
| 9 | Karlsson Sven Erik | SWE | 29.04 |
| 10 | Grenaa Ulrik | DEN | 27.68 |
| 11 | Oelgeschläger Adolf | FRG | 25.00 |
| | Karlsson Kalle | SWE | -- |

M 65 Javelin

FINAL

| | | | |
|----|-----------------------|-----|-------|
| 1 | Mertakivi Mauri | FIN | 47.80 |
| 2 | Barth Norbert | FRG | 43.22 |
| 3 | Zetterqvist Ralph | SWE | 42.94 |
| 4 | Bitter Hans | FRG | 42.02 |
| 5 | Glöckner Georg | AUT | 39.52 |
| 6 | Sahlström Leo | FIN | 37.34 |
| 7 | Koch Adolf | FRG | 35.92 |
| 8 | Salminen Paavo Kalevi | FIN | 35.46 |
| 9 | Pohle Hermann | FRG | 31.42 |
| 10 | Hansson Sven | SWE | 28.22 |
| 11 | Presser Theo | FRG | 27.02 |

M 70 Javelin

FINAL

| | | | |
|----|------------------|-----|-------|
| 1 | Langer Klaus | FRG | 41.00 |
| 2 | Schepe Gerhard | FRG | 37.30 |
| 3 | Bryntesen Bjarne | NOR | 36.36 |
| 4 | Ketonen Aarne | FIN | 32.98 |
| 5 | Teräs Erkki | FIN | 32.04 |
| 6 | Elo Voitto | FIN | 31.96 |
| 7 | Ferrero Emilio | ITA | 31.64 |
| 8 | Karlsson Harald | GBR | 31.38 |
| 9 | Hahn Heinz | FRG | 30.34 |
| 10 | Pohja Tatu | FIN | 26.00 |
| 11 | Homolka Jaroslva | TCH | 25.58 |
| 12 | Bellina Aldo | ITA | 21.50 |
| 13 | De Pascal Carlo | ITA | 16.02 |

M 75 Javelin

FINAL

| | | | |
|---|-------------------|-----|-------|
| 1 | Wischmann Berno | FRG | 30.88 |
| 2 | Renvall Osmo | FIN | 28.92 |
| 3 | Satter Robert | FRG | 25.66 |
| 4 | Brodersen Karsten | FRG | 25.22 |
| 5 | Reichelt Walter | FRG | 21.62 |
| 6 | Bauer Robert | FRG | 20.54 |

M 80 Javelin

FINAL

| | | | |
|---|-----------------|-----|-------|
| 1 | Baker William | GBR | 23.14 |
| 2 | Schmidt Ernst | FRG | 18.96 |
| 3 | Solnördal Kaare | NOR | 17.58 |
| 4 | Joutsalo Kaarlo | FIN | 16.94 |



M 40 Pentathlon

| | | LJ | JAVELIN | 200 M | DISCUS | 1500 M | TOTAL | |
|----|---------------------|-----|---------|-------|--------|--------|---------|------|
| 1 | Dost Dieter | FRG | 5.58 | 56.08 | 25.57 | 37.04 | 4.57.11 | |
| | | | 594 | 829 | 758 | 648 | 739 | 3568 |
| 2 | Winkler Gerhard | FRG | 5.99 | 48.90 | 24.52 | 31.56 | 4.57.53 | |
| | | | 717 | 700 | 853 | 517 | 737 | 3524 |
| 3 | Brooks Clifford | GBR | 6.25 | 46.44 | 25.23 | 36.52 | 5.25.80 | |
| | | | 795 | 655 | 789 | 636 | 596 | 3471 |
| 4 | Janssen Jacobus | HOL | 6.19 | 42.04 | 24.57 | 39.36 | 5.50.89 | |
| | | | 777 | 576 | 848 | 704 | 470 | 3375 |
| 5 | Carvalho Leonel | POR | 6.45 | 40.12 | 24.68 | 26.34 | 5.01.72 | |
| | | | 855 | 542 | 838 | 392 | 716 | 3343 |
| 6 | Dittman Wolf | FRG | 5.91 | 49.30 | 25.87 | 28.56 | 5.07.34 | |
| | | | 693 | 707 | 731 | 445 | 688 | 3264 |
| 7 | Kuutti Esko Juhani | FIN | 5.44 | 57.62 | 26.19 | 31.16 | 5.58.92 | |
| | | | 552 | 857 | 702 | 507 | 430 | 3048 |
| 8 | Millbradt Dieter | FRG | 5.89 | 38.42 | 24.69 | 28.36 | 5.33.43 | |
| | | | 687 | 511 | 837 | 440 | 557 | 3032 |
| 9 | Kastiviknik Anton | YUG | 5.29 | 47.98 | 27.21 | 33.00 | 5.14.39 | |
| | | | 507 | 683 | 611 | 552 | 653 | 3006 |
| 10 | Krahnke Ernst | FRG | 5.58 | 43.38 | 26.62 | 32.10 | 5.29.23 | |
| | | | 594 | 600 | 664 | 530 | 578 | 2966 |
| 11 | Mörgeli Albert | SUI | 5.39 | 39.86 | 27.21 | 29.60 | 5.07.78 | |
| | | | 537 | 537 | 611 | 470 | 686 | 2841 |
| 12 | Roos Christer | SWE | 5.07 | 37.32 | 26.28 | 33.84 | 5.24.08 | |
| | | | 441 | 491 | 694 | 572 | 604 | 2802 |
| 13 | Müller Klaus | AUT | 5.81 | 42.86 | 26.62 | 28.76 | 6.00.71 | |
| | | | 663 | 591 | 664 | 450 | 421 | 2789 |
| 14 | Van der Linde Klaas | HOL | 5.72 | 28.34 | 26.37 | 21.64 | 4.44.97 | |
| | | | 636 | 330 | 686 | 279 | 800 | 2731 |
| 15 | Van der Velden Piet | HOL | 4.78 | 38.58 | 26.11 | 24.04 | 4.42.23 | |
| | | | 354 | 514 | 710 | 336 | 813 | 2727 |
| 16 | Salmela Voitto | SWE | 5.58 | 42.68 | 26.97 | 25.90 | 5.43.85 | |
| | | | 594 | 588 | 632 | 381 | 505 | 2700 |
| 17 | Martin Jack | FRA | 5.30 | 28.86 | 25.86 | 26.50 | 5.01.20 | |
| | | | 510 | 339 | 732 | 396 | 719 | 2696 |
| 18 | Reiners Paul | FRG | 5.36 | 34.86 | 27.22 | 27.08 | 5.07.91 | |
| | | | 528 | 447 | 610 | 409 | 685 | 2679 |
| 18 | Gortana Giovanni | ITA | 5.63 | 32.30 | 25.58 | 20.72 | 5.13.98 | |
| | | | 609 | 401 | 757 | 257 | 655 | 2679 |
| 20 | Bianco Romano | ITA | 5.53 | 37.34 | 27.97 | 37.72 | 6.13.02 | |
| | | | 579 | 492 | 542 | 665 | 359 | 2637 |
| 21 | Meeder Uwe | FRG | 4.92 | 39.78 | 27.23 | 28.78 | 5.24.83 | |
| | | | 396 | 536 | 609 | 450 | 600 | 2591 |
| 22 | De Rocker Leopold | BEL | 5.76 | 30.66 | 26.37 | 25.34 | 5.48.79 | |
| | | | 648 | 371 | 686 | 368 | 481 | 2554 |
| 23 | Muller Rainer | FRG | 4.99 | 32.90 | 28.30 | 24.02 | 5.12.16 | |
| | | | 417 | 412 | 513 | 336 | 664 | 2342 |
| 24 | Fenyodi Miklos | HUN | 4.51 | 35.24 | 27.14 | 23.30 | 5.31.04 | |
| | | | 273 | 454 | 617 | 319 | 569 | 2232 |
| 25 | Alme Knut | NOR | 5.23 | 39.58 | 27.93 | 21.24 | 6.14.02 | |
| | | | 489 | 532 | 546 | 269 | 354 | 2190 |
| 26 | Jose Augusto | POR | 4.84 | 28.36 | 28.89 | 21.36 | 5.23.03 | |
| | | | 372 | 330 | 459 | 272 | 609 | 2042 |
| | Konc Vladislav | YUG | 4.84 | 36.64 | | | | |
| | | | 372 | 479 | | | | 851 |
| | Gross Werner | FRG | 5.12 | | | | | |
| | | | 456 | | | | | 456 |
| | Albrecht Rolf | SUI | 4.07 | | | | | |
| | | | 141 | | | | | 141 |

M 45 Pentathlon

| | | | LJ | JAVELIN | 200 M | DISCUS | 1500 M | TOTAL |
|----|----------------------|-----|------|---------|-------|--------|---------|-------|
| 1 | Jelten Axel | FRG | 5.61 | 63.50 | 26.16 | 34.36 | 5.05.38 | |
| | | | 729 | 1177 | 795 | 657 | 748 | 4106 |
| 2 | Nerge Wilfried | FRG | 6.00 | 43.20 | 25.09 | 36.84 | 5.35.93 | |
| | | | 858 | 730 | 891 | 724 | 595 | 3798 |
| 3 | Marila Kyösti | FIN | 5.73 | 40.34 | 25.06 | 27.42 | 5.03.30 | |
| | | | 768 | 667 | 894 | 470 | 758 | 3557 |
| 4 | Neblung Hans-Hermann | FRG | 5.75 | 37.54 | 25.40 | 25.60 | 5.01.77 | |
| | | | 775 | 605 | 864 | 421 | 766 | 3431 |
| 5 | Eberle Fridolin | SUI | 5.45 | 41.32 | 27.87 | 32.22 | 4.58.15 | |
| | | | 676 | 689 | 641 | 599 | 784 | 3389 |
| 6 | Plücker Günter | FRG | 5.49 | 44.18 | 27.49 | 34.84 | 5.37.44 | |
| | | | 689 | 751 | 675 | 670 | 587 | 3372 |
| 7 | Skramstad Knut | NOR | 5.15 | 42.28 | 26.46 | 30.96 | 5.10.16 | |
| | | | 577 | 710 | 768 | 565 | 724 | 3344 |
| 8 | Larsson Leif | SWE | 5.68 | 36.64 | 25.73 | 25.74 | 5.10.97 | |
| | | | 752 | 586 | 834 | 424 | 720 | 3316 |
| 9 | Ross John | GBR | 5.00 | 42.92 | 25.82 | 24.02 | 4.51.90 | |
| | | | 528 | 724 | 826 | 378 | 815 | 3271 |
| 10 | Oetken Peter | FRG | 5.61 | 33.68 | 24.95 | 23.56 | 5.18.12 | |
| | | | 729 | 520 | 904 | 366 | 684 | 3203 |
| 11 | Fraenke Walter | FRG | 5.06 | 46.16 | 26.74 | 31.94 | 5.52.01 | |
| | | | 547 | 795 | 743 | 592 | 514 | 3191 |
| 12 | Carstensen Jens | FRG | 5.64 | 37.48 | 26.89 | 24.10 | 5.23.73 | |
| | | | 739 | 604 | 729 | 380 | 656 | 3108 |
| 13 | Edlund Ove | SWE | 5.41 | 32.98 | 25.82 | 22.12 | 5.18.00 | |
| | | | 663 | 505 | 826 | 327 | 685 | 3006 |
| 14 | Berger Frank | FRG | 5.04 | 38.80 | 27.24 | 30.26 | 5.37.85 | |
| | | | 541 | 633 | 698 | 547 | 585 | 3004 |
| 15 | Scherer Franz Josef | FRG | 5.64 | 34.42 | 26.99 | 24.22 | 5.30.61 | |
| | | | 739 | 537 | 720 | 383 | 621 | 3000 |
| 16 | Holmen Kåre | NOR | 4.84 | 37.18 | 27.70 | 27.22 | 5.02.63 | |
| | | | 475 | 597 | 657 | 464 | 761 | 2954 |
| 17 | Lume Arvi | SWE | 4.90 | 37.22 | 27.81 | 25.66 | 5.17.88 | |
| | | | 495 | 598 | 647 | 422 | 685 | 2847 |
| 18 | Sijbrandij Theo | HOL | 5.10 | 33.92 | 26.55 | 21.26 | 5.24.08 | |
| | | | 561 | 526 | 760 | 304 | 654 | 2805 |
| 19 | Henriques, Jose | POR | 5.10 | 37.64 | 26.89 | 23.58 | 5.47.88 | |
| | | | 561 | 608 | 729 | 366 | 535 | 2799 |
| 20 | Svanfelt Sven | SWE | 5.20 | 27.28 | 26.70 | 21.12 | 5.00.64 | |
| | | | 594 | 380 | 747 | 300 | 771 | 2792 |
| 21 | Greim, Eugen | FRG | 5.21 | 23.66 | 26.80 | 24.96 | 5.18.97 | |
| | | | 597 | 300 | 738 | 403 | 680 | 2718 |
| 22 | Pahl Helmut | FRG | 4.61 | 35.22 | 27.57 | 18.66 | 4.55.26 | |
| | | | 399 | 554 | 668 | 233 | 798 | 2652 |
| 22 | Preston Jon | GBR | 4.39 | 28.62 | 25.95 | 25.22 | 5.16.35 | |
| | | | 326 | 409 | 814 | 410 | 693 | 2652 |
| 24 | Ohlsson Gunnar | SWE | 5.10 | 25.26 | 27.38 | 24.52 | 5.24.47 | |
| | | | 561 | 335 | 685 | 392 | 652 | 2625 |
| 25 | Bilham Terence | GBR | 4.87 | 26.38 | 27.38 | 24.82 | 5.18.46 | |
| | | | 485 | 360 | 685 | 400 | 682 | 2612 |
| 26 | Wettréus Eric | SWE | 4.84 | 38.92 | 29.00 | 26.64 | 6.07.23 | |
| | | | 475 | 636 | 540 | 449 | 438 | 2538 |
| 27 | Wonnemann Horst | FRG | 4.57 | 36.00 | 29.12 | 21.90 | 5.37.39 | |
| | | | 386 | 572 | 529 | 321 | 588 | 2396 |
| 28 | Holzknrecht Hans | FRG | 4.99 | 41.80 | 27.66 | 27.46 | X | |
| | | | 524 | 699 | 660 | 471 | 0 | 2354 |
| 29 | Bollow Gert | FRG | 4.27 | 32.48 | 27.75 | 22.96 | 5.55.38 | |
| | | | 287 | 494 | 652 | 349 | 498 | 2280 |
| 30 | Koch Klaus | FRG | 4.58 | 26.16 | 27.77 | 21.50 | 5.42.71 | |
| | | | 389 | 355 | 650 | 310 | 561 | 2265 |
| 31 | Bonnet Daniel | FRA | 4.47 | 24.88 | 28.62 | 15.44 | 5.06.99 | |
| | | | 353 | 327 | 574 | 146 | 740 | 2140 |
| 32 | Lange Dieter | FRG | 4.43 | 36.56 | 28.74 | 17.58 | 6.09.78 | |
| | | | 339 | 584 | 563 | 204 | 426 | 2116 |

| | | | | | | | | |
|----|-----------------|-------|------|-------|-------|-------|---------|------|
| 33 | Rutanen Antero | FIN | 4.00 | 42.18 | 32.80 | 32.80 | 6.46.44 | |
| | | | 198 | 707 | 198 | 615 | 242 | 1960 |
| | Freebairn John | ✓ GBR | 5.00 | 37.60 | | | | |
| | | | 528 | 607 | | | 6.09.73 | |
| | Olsson Douglas | SWE | 5.50 | 34.04 | 27.62 | 30.78 | 426 | 1561 |
| | | | 693 | 528 | 664 | 561 | | |
| | Schallau Werner | FRG | 5.96 | 51.22 | X | | | 2446 |
| | | | 844 | 906 | 0 | | | 1750 |

M 50 Pentathlon

| | | LJ | JAVELIN | 200 M | DISCUS | 1500 M | TOTAL | |
|----|---------------------|-------|---------|-------|--------|--------|---------|------|
| 1 | Hartel Paul | FRG | 5.27 | 44.78 | 26.76 | 32.10 | 5.17.78 | |
| | | | 745 | 869 | 831 | 552 | 736 | 3733 |
| 2 | Sopanen Ilpo | FIN | 5.38 | 43.78 | 26.33 | 32.32 | 5.31.78 | |
| | | | 784 | 844 | 870 | 558 | 666 | 3722 |
| 3 | Warnes Tor | NOR | 5.41 | 32.82 | 26.61 | 34.22 | 4.50.13 | |
| | | | 795 | 570 | 845 | 605 | 874 | 3689 |
| 4 | Doomboisch Jeltjo | HOL | 5.02 | 45.70 | 26.90 | 32.80 | 5.15.79 | |
| | | | 655 | 892 | 819 | 570 | 746 | 3682 |
| 5 | Tanhuanpää Väinö | FIN | 5.03 | 50.36 | 28.13 | 38.52 | 5.46.46 | |
| | | | 658 | 1009 | 708 | 713 | 592 | 3680 |
| 6 | Baumhage Egon | FRG | 5.07 | 44.36 | 27.72 | 32.88 | 5.40.33 | |
| | | | 673 | 859 | 745 | 572 | 623 | 3472 |
| 7 | Sommerseth Jan | NOR | 4.92 | 38.92 | 28.18 | 31.16 | 5.11.16 | |
| | | | 619 | 723 | 703 | 529 | 769 | 3343 |
| 8 | Leiss Klaus | FRG | 5.06 | 29.58 | 26.67 | 29.24 | 5.14.71 | |
| | | | 669 | 489 | 839 | 481 | 751 | 3229 |
| 9 | Trondset Tor | ✓ SWE | 4.71 | 28.16 | 26.17 | 29.60 | 5.13.53 | |
| | | | 543 | 454 | 884 | 490 | 757 | 3128 |
| 10 | Luijkx Jan | HOL | 5.10 | 38.04 | 26.78 | 30.46 | 6.25.88 | |
| | | | 684 | 701 | 829 | 511 | 395 | 3120 |
| 11 | Urban Guenther W | FRG | 5.06 | 29.90 | 27.17 | 26.12 | 5.24.96 | |
| | | | 669 | 497 | 794 | 403 | 700 | 3063 |
| 12 | Wahlberg Hans-Göran | ✓ SWE | 4.96 | 38.56 | 28.58 | 24.74 | 5.29.36 | |
| | | | 633 | 714 | 667 | 368 | 678 | 3060 |
| 13 | Gottardo Silvano | ITA | 4.43 | 36.40 | 29.39 | 25.96 | 4.43.05 | |
| | | | 442 | 660 | 594 | 399 | 909 | 3004 |
| 14 | Riccardi Claudio | ITA | 4.58 | 38.04 | 28.98 | 25.84 | 5.11.99 | |
| | | | 496 | 701 | 631 | 396 | 765 | 2989 |
| 15 | Thesen Karl-Heinz | FRG | 5.06 | 32.70 | 27.87 | 29.00 | 6.17.86 | |
| | | | 669 | 567 | 731 | 475 | 435 | 2877 |
| 16 | Rollfing Christoph | FRG | 4.93 | 26.32 | 27.84 | 26.08 | 5.27.30 | |
| | | | 622 | 408 | 734 | 402 | 688 | 2854 |
| 17 | Phillips Joseph | GBR | 4.69 | 40.22 | 29.02 | 29.52 | 6.24.35 | |
| | | | 536 | 755 | 628 | 488 | 403 | 2810 |
| 18 | Skadsem Arnfin | NOR | 4.40 | 34.04 | 28.84 | 27.66 | 5.44.88 | |
| | | | 432 | 601 | 644 | 441 | 600 | 2718 |
| 19 | Ammon Georg | FRG | 5.51 | 30.12 | 25.83 | 27.92 | X | |
| | | | 831 | 503 | 915 | 448 | 0 | 2697 |
| 20 | Häberli Heinz | SUI | 4.46 | 30.54 | 28.54 | 28.08 | 6.36.91 | |
| | | | 453 | 513 | 671 | 452 | 340 | 2429 |
| 21 | Abshagen Ronald | FRG | 4.89 | 24.20 | 27.91 | 20.66 | 6.23.51 | |
| | | | 608 | 355 | 728 | 266 | 407 | 2364 |
| 22 | Osterman Ernst | FRG | 4.93 | 31.78 | 27.97 | 22.42 | 7.12.87 | |
| | | | 622 | 544 | 722 | 310 | 160 | 2358 |
| 23 | Dürr Wolfgang | FRG | 4.12 | 26.24 | 31.53 | 24.06 | 5.52.33 | |
| | | | 331 | 406 | 402 | 351 | 563 | 2053 |
| 24 | Kielhorn Wolfgang | FRG | 3.86 | 26.64 | 30.39 | 18.84 | 6.02.98 | |
| | | | 237 | 416 | 504 | 221 | 510 | 1888 |
| | Tullerud Öystein | NOR | 4.18 | 37.52 | 30.60 | 27.78 | -- | |
| | | | 352 | 688 | 486 | 444 | | 1970 |
| | Knaappila Viljo | FIN | X | | | | | |
| | | | 0 | | | | | 0 |

M 55 Pentathlon

| | | LJ | JAVELIN | 200 M | DISCUS | 1500 M | TOTAL | |
|----|--------------------|-----|---------|-------|--------|--------|---------|------|
| 1 | Drewniok Gerd | FRG | 5.07 | 48.88 | 27.39 | 40.84 | 6.14.61 | |
| | | | 828 | 1088 | 864 | 863 | 526 | 4169 |
| 2 | Heikkinen Seppo | FIN | 5.22 | 41.08 | 27.78 | 26.22 | 6.33.29 | |
| | | | 888 | 870 | 829 | 454 | 433 | 3474 |
| 3 | Rieger Bartl | FRG | 4.68 | 32.20 | 27.53 | 27.88 | 5.29.17 | |
| | | | 672 | 621 | 852 | 500 | 754 | 3399 |
| 4 | Kluender Jochen | FRG | 4.35 | 33.62 | 27.75 | 30.60 | 5.32.19 | |
| | | | 540 | 661 | 832 | 576 | 739 | 3348 |
| 5 | Steenstrup Riber | DEN | 4.27 | 32.36 | 28.81 | 25.90 | 5.40.77 | |
| | | | 508 | 626 | 737 | 445 | 696 | 3012 |
| 6 | Duerrfeld Werner | FRG | 4.97 | 22.88 | 27.19 | 19.26 | 5.42.43 | |
| | | | 788 | 360 | 882 | 259 | 687 | 2976 |
| 7 | Pretzch Peter | DEN | 4.25 | 39.98 | 31.87 | 32.44 | 6.15.58 | |
| | | | 500 | 839 | 461 | 628 | 522 | 2950 |
| 8 | Dahl Torbjörn | SWE | 4.60 | 31.92 | 29.33 | 29.88 | 6.40.37 | |
| | | | 640 | 613 | 690 | 556 | 398 | 2897 |
| 9 | Christie James | GBR | 4.29 | 25.18 | 30.08 | 22.88 | 5.36.00 | |
| | | | 516 | 425 | 622 | 360 | 720 | 2643 |
| 10 | Fachmann Wolfgang | FRG | 4.44 | 25.72 | 30.10 | 21.70 | 6.23.94 | |
| | | | 576 | 440 | 621 | 327 | 480 | 2444 |
| 11 | Zeidler Edmund | FRG | 4.09 | 22.06 | 31.67 | 21.82 | 6.08.60 | |
| | | | 436 | 337 | 479 | 330 | 557 | 2139 |
| 12 | Carlsson Carl-Axel | SWE | 3.70 | 25.30 | 33.54 | 30.90 | X | |
| | | | 280 | 428 | 311 | 585 | 0 | 1604 |

M 60 Pentathlon

| | | LJ | Javelin | 200 m | Discus | 1500 m | Total | |
|----|---------------------|-----|---------|-------|--------|--------|---------|------|
| 1 | Järvinen Matti | FIN | 5.11 | 35.68 | 27.40 | 41.06 | 6.10.99 | |
| | | | 1039 | 719 | 954 | 869 | 620 | 4201 |
| 2 | Javanainen Veikko | FIN | 4.25 | 49.64 | 29.83 | 36.84 | 5.53.21 | |
| | | | 652 | 1109 | 735 | 751 | 708 | 3955 |
| 3 | Wortmann Herbert | FRG | 4.52 | 36.51 | 29.31 | 35.82 | 6.13.13 | |
| | | | 774 | 742 | 782 | 722 | 609 | 3629 |
| 4 | Åkerblom Conny | SWE | 4.50 | 29.62 | 28.72 | 31.34 | 5.39.40 | |
| | | | 765 | 549 | 835 | 597 | 778 | 3524 |
| 5 | Goltz Horst | FRG | 4.08 | 29.78 | 28.57 | 38.50 | 5.45.94 | |
| | | | 576 | 553 | 848 | 798 | 745 | 3520 |
| 6 | Kettner Wolfgang | FRG | 4.38 | 34.52 | 29.62 | 28.28 | 5.43.63 | |
| | | | 711 | 686 | 754 | 511 | 756 | 3418 |
| 7 | Jönsson Victor | SWE | 4.09 | 30.59 | 31.83 | 43.72 | 6.08.97 | |
| | | | 580 | 576 | 555 | 944 | 630 | 3285 |
| 8 | Geyer Fritz | FRG | 4.35 | 31.95 | 29.77 | 30.50 | 6.22.00 | |
| | | | 697 | 614 | 740 | 574 | 565 | 3190 |
| 9 | Dietz Paulfriedrich | FRG | 4.12 | 25.76 | 28.77 | 31.90 | 6.10.43 | |
| | | | 594 | 441 | 830 | 613 | 622 | 3100 |
| 10 | Wöhr Eugen | FRG | 3.99 | 29.12 | 33.01 | 32.70 | 5.29.71 | |
| | | | 535 | 535 | 449 | 635 | 826 | 2980 |
| 11 | Töllner Theo | FRG | 3.97 | 29.34 | 31.76 | 23.38 | 6.47.58 | |
| | | | 526 | 541 | 561 | 374 | 437 | 2439 |
| | Siau Herman | BEL | 4.58 | 32.25 | 31.34 | 36.08 | | |
| | | | 801 | 623 | 599 | 730 | | 2753 |
| | Tinholt Håkon | NOR | 3.97 | 33.00 | 30.99 | 27.06 | | |
| | | | 526 | 644 | 630 | 477 | | 2277 |
| | Metzler Max | FRG | 4.44 | | 29.53 | 34.08 | | |
| | | | 738 | | 762 | 674 | | 2174 |
| | Lund Håvard | NOR | 3.99 | 41.86 | | | | |
| | | | 535 | 892 | | | | 1427 |

M 65 Pentathlon

| | | LJ | Javelin | 200 m | Discus | 1500 m | Total | |
|---|-----------------------|-----|---------|-------|--------|--------|---------|------|
| 1 | Skrivervik Gudmund | NOR | 5.11 | 42.06 | 29.49 | 35.76 | 5.53.36 | |
| | | | 1255 | 1025 | 945 | 798 | 858 | 4881 |
| 2 | Kautto Alpo | FIN | 4.39 | 33.74 | 29.96 | 32.86 | 5.53.47 | |
| | | | 895 | 759 | 903 | 708 | 857 | 4122 |
| 3 | Koch Adolf | FRG | 4.49 | 38.46 | 30.92 | 32.46 | 6.17.40 | |
| | | | 945 | 910 | 817 | 696 | 738 | 4106 |
| 4 | Darrot Pierre | FRA | 4.50 | 27.18 | 29.37 | 29.92 | 6.16.96 | |
| | | | 950 | 549 | 956 | 617 | 740 | 3812 |
| 5 | Hamann Franz | FRG | 4.46 | 33.32 | 31.49 | 29.92 | 6.19.33 | |
| | | | 930 | 746 | 765 | 617 | 728 | 3786 |
| 6 | Pohle Hermann | FRG | 3.82 | 32.62 | 34.90 | 28.48 | x | |
| | | | 610 | 723 | 459 | 572 | 0 | 2364 |
| 7 | Salminen Paavo Kalevi | FIN | 3.43 | 33.32 | 34.74 | 22.18 | x | |
| | | | 415 | 746 | 473 | 377 | 0 | 2011 |
| 8 | Liljedahl Ernst | SWE | 3.55 | 15.04 | 39.48 | 20.14 | x | |
| | | | 475 | 161 | 46 | 314 | 0 | 996 |
| | Wieczorek Helmut | FRG | 4.42 | 29.36 | | | | |
| | | | 910 | 619 | | | | 1529 |

M 70 Pentathlon

| | | LJ | Javelin | 200 m | Discus | 1500 m | Total | |
|---|-------------------|-----|---------|-------|--------|--------|---------|------|
| 1 | Langer Klaus | FRG | 4.19 | 35.76 | 32.05 | 31.80 | 7.35.74 | |
| | | | 984 | 927 | 895 | 763 | 496 | 4065 |
| 2 | Bryntesen Bjarne | NOR | 4.09 | 39.00 | 34.53 | 27.56 | 8.33.04 | |
| | | | 929 | 1044 | 672 | 614 | 209 | 3468 |
| 3 | Riechers Wilhelm | FRG | 3.69 | 25.76 | 31.47 | 23.16 | 6.41.51 | |
| | | | 709 | 567 | 947 | 460 | 767 | 3450 |
| 4 | Bech Ejnar | DEN | 3.99 | 22.58 | 32.19 | 26.00 | 6.59.77 | |
| | | | 874 | 452 | 882 | 560 | 676 | 3444 |
| 5 | Ferrero Emilio | ITA | 3.81 | 31.74 | 37.25 | 32.40 | 7.59.19 | |
| | | | 775 | 782 | 427 | 784 | 379 | 3147 |
| 6 | Hallikainen Viljo | FIN | 3.45 | 22.22 | 35.54 | 24.02 | 6.48.83 | |
| | | | 577 | 439 | 581 | 490 | 730 | 2817 |
| 7 | Wardaeus Karl | SWE | 3.54 | 21.48 | 35.45 | 21.86 | 7.49.87 | |
| | | | 627 | 413 | 589 | 415 | 425 | 2469 |
| 8 | Saborowski Bruno | FRG | 3.44 | 22.32 | 39.33 | 24.92 | x | |
| | | | 572 | 443 | 240 | 522 | 0 | 1777 |
| 9 | Pfanzelt Eduard | FRG | 3.18 | 23.32 | 35.40 | x | x | |
| | | | 429 | 479 | 594 | 0 | 0 | 1502 |

M 75 Pentathlon

| | | LJ | Javelin | 200 m | Discus | 1500 m | Total | |
|---|-------------------|-----|---------|-------|--------|--------|---------|------|
| 1 | Streubel Walter | FRG | 3.93 | 28.19 | 34.11 | 23.44 | 6.53.26 | |
| | | | 978 | 763 | 980 | 537 | 858 | 4116 |
| 2 | Bilek Kamil | TCH | 3.57 | 27.55 | 36.05 | 24.16 | 9.35.58 | |
| | | | 762 | 737 | 805 | 566 | 47 | 2917 |
| 3 | Brodersen Karsten | FRG | 3.35 | 24.19 | 36.88 | 33.66 | x | |
| | | | 630 | 595 | 730 | 946 | 0 | 2901 |
| 4 | Reichelt Walter | FRG | 2.90 | 23.70 | 38.77 | 22.30 | x | |
| | | | 360 | 575 | 560 | 492 | 0 | 1987 |

M 40-45 4 x 100 M

FINAL

| | | | |
|---|-----|--|-------|
| 1 | GBR | S Walton, R Bush, M Toole, I Foster | 45.74 |
| 2 | SUI | F Koch, M Giezedanner, H Steinmann, R Kaelin | 46.02 |
| 3 | SWE | C Gustavsson, L Andersson A Molineau, L Molin | 46.11 |
| 4 | FRA | J-C Heumez, C Bailly, J-P Fabre, M Petit | 47.22 |
| | GBR | | NF |
| | FIN | | Disq |
| | FRG | | Disq |

M 50-55 4 x 100 M

FINAL

| | | | |
|---|-----|---|-------|
| 1 | GBR | R Taylor, D Burton F Taylor, W Guy | 45.52 |
| 2 | FRG | E Arnold, P Kuppler, H-J Gasper, J Astfalk | 46.08 |
| 3 | FIN | L Ingves, P Rantanen, T Solja, T Välimäki | 48.70 |
| 4 | SWE | B Eriksson, T Trondseth B Pettersson, G Soold | 49.50 |
| 5 | BEL | P Vanderpooten, L Vandebosch, A Cras, F Cornelis | 49.56 |
| 6 | NOR | T Hansen, K Bergesen, K Dalland, J Johansson | 51.35 |
| 7 | ITA | Bullano, Jacquemet, Biagiotti, Cassini | 51.53 |

M 60-65 4 x 100 M

FINAL

| | | | |
|---|-----|--|-------|
| 1 | FRG | Max Grasy, Hugo Schlegel Kurt Schumacher, Heinz Schmidt | 50.67 |
| 2 | SWE | Göte Lindblad, Leif Olsson Conny Åkerblom, Erik Blomqvist | 52.68 |
| 3 | FIN | Veikko Javanainen, Toivo Vikman Hannu Suoknuuti, Matti Järvinen | 52.74 |
| 4 | GBR | James Arnold, Alan Bowdler Sylvester Stein, Les Williams | 53.08 |
| 5 | NOR | Willy Finnanger, Andreas Eldnes Walther Olsen, Knud Håvend | 56.65 |

M 70+ 4 x 100 M

FINAL

| | | | |
|---|-----|---|-------|
| 1 | ITA | Galli, Curtoni Marabotti, Parma | 59.83 |
| 2 | FIN | Aarne Ketonen, Esko Kolhonen Bruno Silekoski, Ahti Pajunen | 61.28 |
| | FRG | | NF |

M 40-45 4 x 400 M

FINAL

HEAT 1

| | | | |
|---|-----|--|---------|
| 1 | FRG | K Duerkop, H Rheineck, P Scholz, G Müller | 3.27.96 |
| 2 | SUI | B Wernli, H Kaufmann H Steinmann, M Giezedanner | 3.32.96 |
| 3 | SWE | S O Björnholm, L Andersson, C Gustavsson, A Mollineau | 3.39.72 |
| 4 | GBR | R Bush, A Stirling V Smith, W Lake | 3.41.45 |

DEN

NF

HEAT 2

| | | | |
|---|-----|--|---------|
| 1 | HOL | C de Geus, T Peters, K Broekhuizen, R Marcelina | 3.35.68 |
| 2 | FIN | R Haanpää, H Pesonen, S Kempainen, S Putkinen | 3.36.52 |
| 3 | FRA | P Zouaki, J-C Heumez, P Picot, M Petit | 3.40.39 |
| 4 | ITA | Zuccone, Muri Ubaldini, Trozzi, Scaglione | 4.07.09 |

M 50-55 4 x 400 M

FINAL

| | | | |
|---|-----|--|---------|
| 1 | GBR | R Taylor, P Higgins, K Whitaker, F Taylor | 3.39.40 |
| 2 | SWE | T Trondset, H Stickler, L Lindhe, G Soold | 3.55.17 |
| 3 | NOR | T Hansen, K Bergesen, K Dalland, J Johansen | 4.02.08 |
| 4 | HOL | L Vink, P Baas, A Smit, S Sjoerds | 4.09.01 |
| 5 | ITA | Magarini, Febe, Greppi, Bonnacchio | 4.10.38 |
| 6 | SUI | H Blöchlinger, P Brozek H Gilli, I Grenak | 4.13.28 |
| | FRG | | NF |
| | FIN | | NF |

M 60-65 4 x 400 M

FINAL

| | | | |
|---|-----|--|---------|
| 1 | SWE | B Unnelid, J Erlandsson, N Roupé, A Petterson | 4.11.50 |
| 2 | GBR | B Nielsen, J Arnold, A Bowdler, L Williams | 4.16.54 |
| 3 | FIN | A Kautto, M Järvinen, H Souknuuti, T Vikman | 4.16.64 |
| 4 | FRG | H Wortmann, S Cordes, A Maier, E Kleinmann | 4.25.03 |
| 5 | BEL | R Boterberg, W Proost, E Pauwels, L Calewaert | 4.51.10 |
| | NOR | | NF |

M 70+ 4 x 400 M

FINAL

| | | | |
|---|-----|--|---------|
| 1 | FRG | F Assmy, W Müller, W Riechers, E Pflanzelt | 4.50.90 |
| 2 | FIN | E Santala, E Teras, V Hallikainen, E Salminen | 5.35.33 |



W 35 100 M

| Heat 1 | | Wind | -1.4 |
|--------|--------------------|------|-------|
| 1 | Hees Ellen | FRG | 12.82 |
| 2 | Desmier Danielle | FRA | 12.96 |
| 3 | Pfeiffer Christine | SUI | 13.07 |
| 4 | Bellanger Annie | FRA | 13.28 |
| 5 | Strand Birgitta-7 | SWE | 13.95 |
| 6 | Harttrath Annegret | FRG | 15.49 |
| 7 | Seres Peterne | HUN | 17.01 |

| Heat 2 | | Wind | -2.2 |
|--------|------------------------|------|-------|
| 1 | Otto Geraldine | FRG | 12.89 |
| 2 | Dähler Margarita | SUI | 13.28 |
| 3 | Kulstad Inger | NOR | 13.28 |
| 4 | Nantevil Monique | FRA | 13.40 |
| 5 | Rönnbrant Lillemor | SWE | 13.80 |
| 6 | Amratis Heidelore | FRG | 13.97 |
| 7 | Gustafsson Solbritt-78 | SWE | 14.55 |

| FINAL | | Wind | -2.1 |
|-------|--------------------|------|-------|
| 1 | Otto Geraldine | FRG | 12.70 |
| 2 | Hees Ellen | FRG | 12.83 |
| 3 | Desmier Danielle | FRA | 13.05 |
| 4 | Pfeiffer Christine | SUI | 13.09 |
| 5 | Dähler Margarita | SUI | 13.22 |
| 6 | Kulstad Inger | NOR | 13.40 |
| 7 | Nantevil Monique | FRA | 13.55 |
| 8 | Bellanger Annie | FRA | 14.14 |

W 40 100 M

| Heat 1 | | Vind | - 1,7 |
|--------|--------------------|------|-------|
| 1 | Nemeshazi Imrene | HUN | 13.51 |
| 2 | Bahte Angelika | FRG | 13.53 |
| 3 | Venn Hannelore | FRG | 13.56 |
| 4 | Buesser Hilda | AUT | 13.94 |
| 5 | Söderberg Marianne | DEN | 14.06 |
| 6 | Nilsson Kerstin | SWE | 15.02 |

| Heat 2 | | Vind | - 0.8 |
|--------|----------------------|------|-------|
| 1 | Mattelson Silke | FRG | 12.89 |
| 2 | Rushfeldt Reidun | NOR | 13.20 |
| 3 | Folcke Annika | SWE | 13.42 |
| 4 | Eriksen Anne-Kathrin | FRG | 13.89 |
| 5 | Pinna Luisa Anna | ITA | 14.76 |
| 6 | Saho Istvanne | HUN | 15.13 |

| Heat 3 | | Vind | - 1,5 |
|--------|-------------------|------|-------|
| 1 | Waldis Beatrice | SUI | 12.98 |
| 2 | Vernon Judy | GBR | 13.13 |
| 3 | Schramm Annegrete | FRG | 13.60 |
| 4 | Seibert Gerda | FRG | 13.82 |
| 5 | Andersson Sonja | SWE | 14.07 |
| 6 | Ficher Lis | DEN | 14.59 |

| FINAL | | Wind | -0.9 |
|-------|------------------|------|--------|
| 1 | Vernon Judy | GBR | 12.76 |
| 2 | Mattelson Silke | FRG | 12.82 |
| 3 | Waldis Beatrice | SUI | 12.94 |
| 4 | Rushfeldt Reidun | NOR | 13.06 |
| 5 | Folcke Annika | SWE | 13.27 |
| 6 | Venn Hannelore | FRG | 13.37 |
| 7 | Bahte Angelika | FRG | 13.37 |
| | Nemeshazi Imrene | HUN | brutit |

W 45 100 M

| Heat 1 | | Vind | - 0,9 |
|--------|---------------------------|------|-------|
| 1 | Reichert Gerti | FRG | 13.99 |
| 2 | Jabs Ursula | FRG | 14.05 |
| 3 | Klaussner-Buscher Margar. | FRG | 14.11 |
| 4 | Jacobsson Margareta | SWE | 14.46 |
| 5 | Mills Mollie | GBR | 14.64 |
| 6 | Dijkman Rietje | HOL | 14.72 |
| 7 | Östberg Elisabeth | SWE | 15.28 |

| Heat 2 | | Vind | - 0,6 |
|--------|---------------------|------|-------|
| 1 | Henmyr Kerstin | SWE | 14.02 |
| 2 | Grünert Ingelore | FRG | 14.24 |
| 3 | Knauth Hella | FRG | 14.65 |
| 4 | Askvik Astrid | NOR | 15.04 |
| 5 | Bildstein Elisabeth | AUT | 15.28 |

| FINAL | | Wind | +1,4 |
|-------|---------------------|------|-------|
| 1 | Reichert Gerti | FRG | 13.84 |
| 2 | Jabs Ursula | FRG | 13.91 |
| 3 | Henmyr Kerstin | SWE | 14.07 |
| 4 | Klaussner-Buscher M | FRG | 14.15 |
| 5 | Grünert Ingelore | FRG | 14.34 |
| 6 | Jacobsson Margareta | SWE | 14.48 |
| 7 | Mills Mollie | GBR | 14.71 |
| 8 | Knauth Hella | FRG | 14.76 |

W 50 100 M

| HEAT 1 | | WIND | -0.2 |
|--------|-------------------|------|-------|
| 1 | Diener Käthe | FRG | 14,46 |
| 2 | Graham Catarina | GBR | 14,58 |
| 3 | Bengtsson Amy | DEN | 15,14 |
| 4 | Koop Käte | FRG | 15,50 |
| 5 | Nilsson Sonja | FRG | 15,80 |
| 6 | Claussion Gertrud | SWE | 17,46 |

| HEAT 2 | | WIND | +0.9 |
|--------|-------------------|------|-------|
| 1 | Smith Pat | GBR | 14,07 |
| 2 | Müller Gertrud | FRG | 15,03 |
| 3 | Rolfing Liselotte | FRG | 15,30 |
| 4 | Säther Unni | NOR | 16,16 |
| 5 | Radacs Maria | HUN | 16,72 |
| 6 | Andersson Helga | SWE | 18,59 |

HEAT 3

WIND -1.5

| | | | |
|---|----------------|-----|-------|
| 1 | Pratsch Heidi | FRG | 14,43 |
| 2 | Nilsson Astrid | SWE | 14,88 |
| 3 | Vilpas Lea | FIN | 15,15 |
| 4 | Dürr Inge | FRG | 16,56 |
| 5 | Lövgren Karin | SWE | 21,40 |

FINAL

Wind -2.5

| | | | |
|---|----------------|-----|-------|
| 1 | Smith Pat | GBR | 14.26 |
| 2 | Graham Carina | GBR | 14.40 |
| 3 | Diener Käthe | FRG | 14.41 |
| 4 | Pratsch Heide | FRG | 14.42 |
| 5 | Müller Gertrud | FRG | 14.94 |
| 6 | Vilpas Lea | FIN | 15.06 |
| 7 | Nilsson Astrid | SWE | 15.07 |
| 8 | Bengtsson Amy | DEN | 15.43 |

W 55 100 M

Heat 1

Wind -1.4

| | | | |
|---|-----------------------|-----|-------|
| 1 | Franzen Christel | FRG | 15.09 |
| 2 | Farmer Hilary | GBR | 15.34 |
| 3 | Drewing Doris | FRG | 15.48 |
| 4 | Berg Herta | FRG | 16.12 |
| 5 | Larrinaga Villa Maria | ESP | 17.29 |

Heat 2

Wind +0.7

| | | | |
|---|---------------------|-----|-------|
| 1 | Kreiskott Rosemarie | FRG | 15.42 |
| 2 | Hunkel Ruth | FRG | 15.46 |
| 3 | Enarsson Elsa | SWE | 15.93 |
| 4 | Müller Gisela | FRG | 16.12 |
| 5 | Surza Maria | ITA | 16.80 |
| 6 | Schneider Helga | FRG | 18.36 |

FINAL

Wind -1.3

| | | | |
|---|---------------------|-----|-------|
| 1 | Franzen Christel | FRG | 14.90 |
| 2 | Farmer Hilary | GBR | 15.19 |
| 3 | Hunkel Ruth | FRG | 15.40 |
| 4 | Kreiskott Rosemarie | FRG | 15.44 |
| 5 | Drewing Doris | FRG | 15.45 |
| 6 | Enarsson Elsa | SWE | 15.90 |
| 7 | Müller Gisela | FRG | 15.95 |
| 8 | Berg Herta | FRG | 16.08 |

W 60 100 M

FINAL

Wind -1.5

| | | | |
|---|----------------------|-----|-------|
| 1 | Schneiderhan Paula | FRG | 14.91 |
| 2 | Seuberlich Lieselott | FRG | 15.15 |
| 3 | Poluschinsky L | FRG | 17.98 |
| 4 | Alban Ivonne | ITA | 18.28 |
| 5 | Jacobsen Edith | DEN | 20.65 |

W 65 100 M

FINAL

Wind -2


| | | | |
|---|-----------------|-----|-------|
| 1 | Wixey Mary | GBR | 16.12 |
| 2 | Svensson Gunni | SWE | 16.96 |
| 3 | Wiström Eva | SWE | 17.23 |
| 4 | Haule Elisabeth | FRG | 17.34 |
| 5 | Höggqvist Eila | FIN | 17.46 |
| 6 | Taylor Peggy | GBR | 19.25 |

W 70 100 M

FINAL

Wind -2.7

| | | | |
|---|------------------|-----|-------|
| 1 | Gelbrich Johanna | FRG | 17.94 |
| 2 | Wedemo Nora | SWE | 19.46 |
| 3 | Hielscher Bertha | FRG | 20.51 |
| 4 | Sundberg Maud | SWE | 20.71 |
| 5 | Mitschke Helga | FRG | 21.25 |
| 6 | Knyz Gertrud | AUT | 21.38 |



W 35 200 M**HEAT 1**

Wind +1.7

| | | | |
|---|--------------------|-----|-------|
| 1 | Pfeiffer Christine | SUI | 25.69 |
| 2 | Otto Geraldine | FRG | 26.07 |
| 3 | Kulstad Inger | NOR | 26.75 |
| 4 | Barnett Dagmar | FRG | 27.88 |
| 5 | Bellanger Annie | FRG | 28.00 |
| 6 | Rönnbrant Lillemor | SWE | 28.37 |

HEAT 2

Wind +3.3

| | | | |
|---|--------------------|-----|-------|
| 1 | Hess Ellen | FRG | 25.93 |
| 2 | Tikkanen Elsa | FIN | 26.72 |
| 3 | Dähler Margarita | SUI | 26.80 |
| 4 | Strand Birgitta | SWE | 27.48 |
| 5 | Harttrath Annegret | FRG | 31.74 |

FINAL

WIND -1.2

| | | | |
|---|--------------------|-----|-------|
| 1 | Hees Ellen | FRG | 25,86 |
| 2 | Otto Geraldine | FRG | 26,05 |
| 3 | Pfeiffer Christine | SUI | 26,15 |
| 4 | Tikkanen Elsa | FIN | 26,55 |
| 5 | Dähler Margarita | SUI | 26,78 |
| 6 | Kulstad Inger | NOR | 27,31 |
| 7 | Strand Birgitta | SWE | 27,57 |
| 8 | Barnett Dagmar | FRG | 28,37 |

W 40 200 M**HEAT 1**

WIND +2.8

| | | | |
|---|--------------------|-----|-------|
| 1 | Waldis Beatrice | SUI | 26.37 |
| 2 | Mattelson Silke | FRG | 26.89 |
| 3 | Venn Hannelore | FRG | 27.52 |
| 4 | Söderberg Marianne | DEN | 27.63 |
| 5 | Andersson Sonja | SWE | 28.69 |
| 6 | Bürger Loni | FRG | 28.91 |
| 7 | Pinna Luisa Anna | ITA | 29.74 |
| 8 | Rosdahl Stina | SWE | 31.06 |

HEAT 2

WIND +1.1

| | | | |
|---|-------------------|-----|-------|
| 1 | Rushfeldt Reidun | NOR | 26.74 |
| 2 | Folcke Annika | SWE | 27.16 |
| 3 | Schramm Annegrete | FRG | 27.42 |
| 4 | Bahte Angelika | FRG | 27.53 |
| 5 | Graff Edith | BEL | 27.90 |
| 6 | Seibert Gerda | FRG | 28.16 |
| 7 | Buesser Hilda | AUT | 28.59 |
| 8 | Nilsson Kerstin | SWE | 30.76 |

FINAL

WIND -2.1

| | | | |
|---|--------------------|-----|-------|
| 1 | Waldis Beatrice | SUI | 26,07 |
| 2 | Mattelson Silke | FRG | 26,53 |
| 3 | Rushfeldt Reidun | NOR | 26,73 |
| 4 | Folcke Annika | SWE | 27,43 |
| 5 | Schramm Annegrete | FRG | 27,59 |
| 6 | Söderberg Marianne | DEN | 27,70 |
| 7 | Venn Hannelore | FRG | 27,90 |
| 8 | Bahte Angelika | FRG | 28,12 |

W 45 200 M**HEAT 1**

WIND +0.2

| | | | |
|---|------------------------|-----|-------|
| 1 | Kümmerle-Valk Friderun | FRG | 28,03 |
| 2 | Jacobsson Margareta | SWE | 29,00 |
| 3 | Pahl Doris | FRG | 29,80 |
| 4 | Knauth Helle | FRG | 30,26 |
| 5 | Askvik Astrid | NOR | 30,40 |
| 6 | Schmidt Brigitte | FRG | 31,00 |
| 7 | Lonz Inge | FRG | 31,79 |

HEAT 2

WIND +0.5

| | | | |
|---|---------------------------|-----|-------|
| 1 | Holz knecht Ingrid | FRG | 28,33 |
| 2 | Jabs Ursula | FRG | 28,40 |
| 3 | Reichert Gerti | FRG | 28,66 |
| 4 | Henmyr Kerstin | SWE | 29,06 |
| 5 | Klaussner-Buscher Margar. | FRG | 29,30 |
| 6 | Von Pichowski Hannelore | FRG | 29,75 |
| 7 | Mills Mollie | GBR | 30,14 |
| 8 | Bildstein Elisabeth | AUT | 30,93 |

FINAL

WIND -3.4

| | | | |
|---|-------------------------|-----|-------|
| 1 | Kümmerle-Valk Friderun | FRG | 28,33 |
| 2 | Jabs Ursula | FRG | 28,75 |
| 3 | Holz knecht Ingrid | FRG | 28,80 |
| 4 | Reichert Gerti | FRG | 29,10 |
| 5 | Jacobsson Margareta | SWE | 29,20 |
| 6 | Henmyr Kerstin | SWE | 29,33 |
| 7 | Von Pichowski Hannelore | FRG | 30,45 |

W 50 200 M**HEAT 1**

Wind +3.3

| | | | |
|---|-------------------|-----|-------|
| 1 | Diener Käthe | FRG | 29.08 |
| 2 | Vilpas Lea | FIN | 30.59 |
| 3 | Rolfing Liselotte | FRG | 31.21 |
| 4 | Düring Renate | FRG | 33.06 |
| 5 | Werner Hella | FRG | 33.70 |
| 6 | Andersson Helga | SWE | 39.99 |

HEAT 2

Wind +3.3

| | | | |
|---|----------------|-----|-------|
| 1 | Smith Pat | GBR | 29.21 |
| 2 | Pratsch Heidi | FRG | 29.23 |
| 3 | Nilsson Astrid | SWE | 30.37 |
| 4 | Larsson, Asta | SWE | 30.86 |
| 5 | Müller Gertrud | FRG | 31.80 |

FINAL

WIND -2.9

| | | | |
|---|-------------------|-----|-------|
| 1 | Diener Käthe | FRG | 29,15 |
| 2 | Smith Pat | GBR | 29,24 |
| 3 | Pratsch Heidi | FRG | 29,58 |
| 4 | Nilsson Astrid | SWE | 30,39 |
| 5 | Larsson Asta | SWE | 30,87 |
| 6 | Vilpas Lea | FIN | 31,16 |
| 7 | Rolfing Liselotte | FRG | 31,26 |
| 8 | Müller Gertrud | FRG | 31,41 |

W 55 200 M

FINAL

WIND -1.0

| | | | |
|---|-------------------------|-----|-------|
| 1 | Franzen Christel | FRG | 30,71 |
| 2 | Hunkel Ruth | FRG | 31,82 |
| 3 | Farmer Hilary | GBR | 32,32 |
| 4 | Kreiskott Rosemarie | FRG | 32,84 |
| 5 | Müller Gisela | FRG | 33,50 |
| 6 | Berg Herta | FRG | 33,82 |
| 7 | Larrinaga Villa Maria R | ESP | 35,44 |
| 8 | Hestmann Bodil | NOR | 36,35 |

W 60 200 M

FINAL

WIND -2.7

| | | | |
|---|-----------------------|-----|-------|
| 1 | Seuberlich Lieselotte | FRG | 31,56 |
| 2 | Schneiderhan Paula | FRG | 31,59 |
| 3 | Hveem Kirsten | NOR | 32,76 |
| 4 | Alban Ivonne | ITA | 38,81 |

W 65 200 M

FINAL

WIND -2.0

| | | | |
|---|-----------------|-----|-------|
| 1 | Wixey Mary | GBR | 33,52 |
| 2 | Haule Elisabeth | FRG | 34,84 |
| 3 | Wiström Eva | SWE | 35,60 |
| 4 | Höggvist Eila | FIN | 36,31 |
| 5 | Svensson Gunni | SWE | 37,50 |
| 6 | Taylor Peggy | GBR | 40,92 |

W 70 200 M

FINAL

WIND -4.2

| | | | |
|---|------------------|-----|-------|
| 1 | Wedemo Nora | SWE | 40,89 |
| 2 | Williams Mavis | GBR | 43,05 |
| 3 | Hielscher Bertha | FRG | 43,82 |
| 4 | Mitschke Helga | FRG | 48,36 |

W 35 400 M

HEAT 1

| | | | |
|---|--------------------|-----|---------|
| 1 | Tikkanen Elsa | FIN | 58.54 |
| 2 | Pfeiffer Christine | SUI | 1.00.42 |
| 3 | Gram Marianne | DEN | 1.00.82 |
| 4 | Kulstad Inger | NOR | 1.01.47 |
| 5 | Nanteuil Monique | FRA | 1.02.11 |
| | Barnett Dagmar | FRG | NF |

HEAT 2

| | | | |
|---|---------------------|-----|---------|
| 1 | Marler Caroline | GBR | 58.10 |
| 2 | Stefansdottir Unnur | ISL | 58.59 |
| 3 | Franz Mechthild | FRG | 1.00.10 |
| 4 | Davidsson Vanja | SWE | 1.02.77 |
| 5 | Dähler Margarita | SUI | 1.03.67 |
| 6 | Wittwer Christine | SUI | 1.05.98 |

FINAL

| | | | |
|---|---------------------|-----|-------|
| 1 | Marler Caroline | GBR | 56.90 |
| 2 | Pfeiffer Christine | SUI | 57.45 |
| 3 | Stefansdottir Unnur | ISL | 57.67 |
| 4 | Tikkanen Elsa | FIN | 58.39 |
| 5 | Franz Mechthild | FRG | 60.18 |
| 6 | Kulstad Inger | NOR | 60.72 |
| 7 | Gram Marianne | DEN | 60.86 |
| 8 | Nanteuil Monique | FRA | 61.28 |

W 40 400 M

HEAT 1

| | | | |
|---|------------------|-----|---------|
| 1 | Waldis Beatrice | SUI | 1.02.91 |
| 2 | Venn Hannelore | FRG | 1.03.16 |
| 3 | Rushfeldt Reidun | NOR | 1.03.82 |
| 4 | Keyzers Carolina | HOL | 1.04.03 |
| 5 | Kimber Josephine | GBR | 1.05.52 |
| 6 | Eriksson Gerd | SWE | 1.07.28 |

HEAT 2

| | | | |
|---|------------------------|-----|---------|
| 1 | Gallagher Patricia Ann | GBR | 1.01.19 |
| 2 | Lehmann Barbara | FRG | 1.03.23 |
| 3 | Söderberg Marianne | DEN | 1.03.70 |
| 4 | Schramm Annegrete | FRG | 1.04.10 |
| 5 | Pinna Luisa Anna | ITA | 1.11.12 |
| 6 | Rosdahl Stina | SWE | 1.12.47 |

HEAT 3

| | | | |
|---|-----------------|-----|---------|
| 1 | Windbrake Rita | FRG | 1.01.19 |
| 2 | Folcke Annika | SWE | 1.01.91 |
| 3 | Jonkers Riet | HOL | 1.03.96 |
| 4 | Hirvelä Birgit | FIN | 1.04.58 |
| 5 | Bürger Loni | FRG | 1.06.68 |
| 6 | Horvath Dezsone | HUN | 1.17.29 |

FINAL

| | | | |
|---|------------------------|-----|-------|
| 1 | Gallagher Patricia Ann | GBR | 60.78 |
| 2 | Windbrake Rita | FRG | 61.00 |
| 3 | Rushfeldt Reidun | NOR | 61.13 |
| 4 | Folcke Annika | SWE | 61.87 |
| 5 | Lehmann Barbara | FRG | 63.39 |
| 6 | Waldis Beatrice | SUI | 64.04 |
| 7 | Söderberg Marianne | DEN | 65.00 |
| | Venn Hannelore | FRG | NF |

W 45 400 M

HEAT 1

| | | | |
|---|-------------------------|-----|---------|
| 1 | Jacobsson Margareta | SWE | 1.05.13 |
| 2 | Carlsson Kristina | SWE | 1.05.53 |
| 3 | Askvik Astrid | NOR | 1.06.64 |
| 4 | Von Pichowski Hannelore | FRG | 1.07.23 |
| 5 | Sedlackova Vlasta | TCH | 1.09.49 |
| 6 | Sucker Sigrid | FRG | 1.12.15 |

HEAT 2

| | | | |
|---|---------------|-----|---------|
| 1 | Martin Pirkko | FIN | 1.05.69 |
| 2 | Jabs Ursula | FRG | 1.08.45 |
| 3 | Carlsen Eva | NOR | 1.09.94 |
| 4 | Pahl Doris | FRG | 1.10.48 |
| 5 | Lonz Inge | FRG | 1.11.65 |

FINAL

| | | | |
|---|-------------------------|-----|---------|
| 1 | Jabs Ursula | FRG | 1.03.34 |
| 2 | Jacobsson Margareta | SWE | 1.03.37 |
| 3 | Carlsson Kristina | SWE | 1.04.79 |
| 4 | Martin Pirkko | FIN | 1.06.27 |
| 5 | Askvik Astrid | NOR | 1.06.74 |
| 6 | von Pichowski Hannelore | FRG | 1.07.61 |
| 7 | Carlsen Eva | NOR | 1.09.47 |
| 8 | Sedlackova Vlasta | TCH | 1.10.08 |

W 50 400 M

HEAT 1

| | | | |
|---|-------------------|-----|---------|
| 1 | Nilsson Astrid | SWE | 1.11.15 |
| 2 | Bischoff Edith | FRG | 1.15.57 |
| 3 | Rolfing Liselotte | FRG | 1.19.23 |
| 4 | Väisänen Maila | FIN | 1.24.73 |
| | Rasmussen Jytte | DEN | NF |

HEAT 2

| | | | |
|---|--------------------|-----|---------|
| 1 | Pratsch Heidi | FRG | 1.10.17 |
| 2 | Smith Pat | GBR | 1.11.74 |
| 3 | Vilpas Lea | FIN | 1.14.90 |
| 4 | Pohl Edeltraud | FRG | 1.15.40 |
| 5 | Stangl Kresdientia | AUT | 1.36.39 |

FINAL

| | | | |
|---|-------------------|-----|---------|
| 1 | Smith Pat | GBR | 1.05.74 |
| 2 | Nilsson Astrid | SWE | 1.09.22 |
| 3 | Vilpas Lea | FIN | 1.10.48 |
| 4 | Pratsch Heidi | FRG | 1.10.66 |
| 5 | Pohl Edeltraud | FRG | 1.11.43 |
| 6 | Bischoff Edith | FRG | 1.15.62 |
| 7 | Rolfing Liselotte | FRG | 1.15.75 |
| 8 | Väisänen Maila | FIN | 1.26.46 |

W 55 400 M

FINAL

| | | | |
|---|-------------|-----|---------|
| 1 | Blom Agnes | BEL | 1.10.11 |
| 2 | Hunkel Ruth | FRG | 1.19.82 |

W 60 400 M

FINAL

| | | | |
|---|--------------------|-----|---------|
| 1 | Schneiderhan Paula | FRG | 1.14,40 |
| 2 | Laine Else | FIN | 1.20,04 |
| 3 | Werner Erika | FRG | 1.21,88 |
| 4 | Höggvist Eila | FIN | 1.25,11 |
| 5 | Chlumska Vlasta | TCH | 1.28,70 |
| 6 | Alban Ivonne | ITA | 1.33,78 |

W 35 800 M

FINAL

| | | | |
|---|--------------------|-----|---------|
| 1 | Marler Caroline | GBR | 2.13.67 |
| 2 | Hausken Kirsten | NOR | 2.14.61 |
| 3 | Franz Mechthild | FRG | 2.19.67 |
| 4 | Tikkanen Elsa | FIN | 2.21.72 |
| 5 | Van Brompt Lutgart | BEL | 2.23.83 |
| 6 | Espersen Lisbeth | DEN | 2.25.66 |
| 7 | Van Brompt Marleen | BEL | 2.33.17 |

W 40 800 M

FINAL

| | | | |
|----|------------------------|-----|---------|
| 1 | Gallagher Patricia Ann | GBR | 2.14,83 |
| 2 | Windbrake Rita | FRG | 2.18,80 |
| 3 | Keysers Carolina | HOL | 2.19,82 |
| 4 | Hirvelä Birgit | FIN | 2.20,92 |
| 5 | Konjack Ingeborg | FRG | 2.23,03 |
| 6 | Kimber Josephine | GBR | 2.23,58 |
| 7 | Jonkers Riet | HOL | 2.25,89 |
| 8 | Eriksson Gerd | SWE | 2.28,06 |
| 9 | Pettersson Siv | SWE | 2.35,61 |
| 10 | Eriksson Gun | SWE | 2.41,68 |

W 45 800 M

FINAL

| | | | |
|---|--------------------|-----|---------|
| 1 | Roggeman Godelieve | BEL | 2.22,77 |
| 2 | Solheim Björg | NOR | 2.24,05 |
| 3 | Martin Pirkko | FIN | 2.25,83 |
| 4 | Carlsson Kristina | SWE | 2.27,84 |
| 5 | Carlsen Eva | NOR | 2.32,73 |
| 6 | Sedlackova Vlasta | TCH | 2.35,27 |
| 7 | Brück Hedda | FRG | 2.35,33 |
| 8 | Sucker Sigrid | FRG | 2.41,81 |
| 9 | Askvik Astrid | NOR | 2.46,86 |

W 50 800 M

FINAL

| | | | |
|---|----------------|-----|---------|
| 1 | Jansen Jofrid | NOR | 2.34.57 |
| 2 | Astfalk Ursula | FRG | 2.38.80 |
| 3 | Gastaldi Noemi | ITA | 2.44.95 |
| 4 | Bischoff Edith | FRG | 2.48.54 |
| 5 | Ratelband Wies | HOL | 2.51.98 |

W 55 800 M

FINAL

| | | | |
|---|------------------|-----|---------|
| 1 | Östberg Valborg | NOR | 2.42.03 |
| 2 | Lundkvist Gunnel | SWE | 2.56.11 |
| 3 | Garbo Kirsten | NOR | 2.57.90 |
| 4 | Fuchs Maria | FRG | 3.06.66 |

W 60 800 M

FINAL

| | | | |
|---|-----------------|-----|---------|
| 1 | Werner Erika | FRG | 3.04.97 |
| 2 | Larsson Karin | SWE | 3.06.70 |
| 3 | Tibbling Britta | SWE | 3.09.10 |

**W 35 1500 M**

Final

| | | | |
|----|---------------------|-----|---------|
| 1 | Hausken Kirsten | NOR | 4.28.47 |
| 2 | Reitan Brit | NOR | 4.35.53 |
| 3 | Röhrnbacher Inge | FRG | 4.41.02 |
| 4 | Moen Björg | NOR | 4.46.22 |
| 5 | Nielsen Vibeke | DEN | 4.47.08 |
| 6 | Van Brempt Lutgart | BEL | 4.48.11 |
| 7 | Espersen Lisbeth | DEN | 4.51.53 |
| 8 | Van Brempt Marleen | BEL | 4.51.83 |
| 9 | Sellæg Inger | NOR | 4.57.35 |
| 10 | Ludvig Ulla | DEN | 5.05.46 |
| 11 | Hildesson Christina | SWE | 5.11.53 |
| 12 | Fabryova Anna | TCH | 5.54.64 |

W 40 1500 M

Final

| | | | |
|----|------------------------|-----|---------|
| 1 | Gallagher Patricia Ann | GBR | 4.37.57 |
| 2 | Lehmann Barbara | FRG | 4.44.24 |
| 3 | Windbrake Rita | FRG | 4.45.31 |
| 4 | Keysers Carolina | HOL | 4.45.76 |
| 5 | Hirvelä Birgit | FIN | 4.55.35 |
| 6 | Kimber Josephine | GBR | 4.59.23 |
| 7 | Konjack Ingeborg | FRG | 5.01.47 |
| 8 | Acquarone Silvana | ITA | 5.02.42 |
| 9 | Chilvers Anna Lee | GBR | 5.04.07 |
| 10 | Lillelund Dorrit | DEN | 5.06.02 |
| 11 | Eriksson Gerd | SWE | 5.09.54 |
| 12 | Eriksson Gun | SWE | 5.25.14 |
| 13 | Kanth Anita | SWE | 6.06.83 |
| 14 | Karjalainen Marjatta | FIN | 7.03.58 |

W 45 1500 M

FINAL

| | | | |
|----|--------------------|-----|---------|
| 1 | Roggeman Godelieve | BEL | 4.46.92 |
| 2 | Martin Pirkko | FIN | 4.56.70 |
| 3 | Solheim Björg | NOR | 4.56.74 |
| 4 | Carlsson Kristina | SWE | 5.03.18 |
| 5 | Christensen Lis | DEN | 5.09.77 |
| 6 | Carlsen Eva | NOR | 5.18.03 |
| 7 | Miles Yvonne | GBR | 5.22.80 |
| 8 | Sedlackova Vlasta | TCH | 5.24.18 |
| 9 | Brück Hedda | FRG | 5.33.10 |
| 10 | Heine Elke | FRG | 5.42.52 |
| 11 | Moewert Margot | FRG | 5.52.53 |
| 12 | Nordqvist Solveig | SWE | 6.35.57 |
| | Olsson Ritva | SWE | NF |

W 50 1500 M

Final

| | | | |
|---|-------------------|-----|---------|
| 1 | Pohl Edeltraud | FRG | 5.08.46 |
| 2 | Jansen Jofrid | NOR | 5.20.94 |
| 3 | Kempe Gun-Lis | SWE | 5.24.78 |
| 4 | Bischoff Edith | FRG | 5.47.64 |
| 5 | Hornung Ellen | FRG | 5.55.08 |
| 6 | Stangl Kresdentia | AUT | 6.43.52 |

W 55 1500 M

Final

| | | | |
|-----|-------------------|-----|---------|
| 1 | Östberg Valborg | NOR | 5.18.92 |
| 2 | Schütt Inge | FRG | 5.29.15 |
| 3 | Huber Edith | FRG | 5.38.34 |
| ✓ 4 | Lundkvist Gunnel | SWE | 5.53.73 |
| 5 | Ross Joselyn | GBR | 5.56.49 |
| 6 | Garbo Kirsten | NOR | 5.58.09 |
| 7 | Stokkebak Signe | NOR | 6.08.20 |
| 8 | Willems Katharina | FRG | 6.15.92 |
| 9 | Halmeenpää Kerttu | FIN | 6.25.92 |

W 60 1500 M

FINAL

| | | | |
|-----|---------------|-----|---------|
| ✓ 1 | Werner Erika | FRG | 6.08.17 |
| 2 | Larsson Karin | SWE | 6.14.83 |

W 65 1500 M

FINAL

| | | | |
|-----|-----------------|-----|---------|
| ✓ 1 | Tibbling Britta | SWE | 6.13.39 |
| 2 | Luther Johanna | FRG | 7.03.91 |

W 35 10000 M

FINAL

| | | | |
|------|---------------------|-----|----------|
| 1 | Reitan Brit | NOR | 35.20.61 |
| 2 | Röhrnbacher Inge | FRG | 35.42.68 |
| ✓ 3 | Gestranius Marita | SWE | 36.12.87 |
| 4 | Moen Björg | NOR | 37.33.81 |
| 5 | Taroni Cesarina | ITA | 37.51.50 |
| 6 | Nielsen Vibeke | DEN | 38.01.92 |
| 7 | Grimm Ella | DEN | 38.49.24 |
| ✓ 8 | Andersson Maj-Lis | SWE | 39.28.37 |
| 9 | Ludvig Ulla | DEN | 39.31.12 |
| ✓ 10 | Hildesson Christina | SWE | 39.59.65 |
| ✓ 11 | Lundin Bibi | SWE | 40.57.32 |
| | Cawkell Sarah | GBR | NF |
| | Selläg Inger | NOR | NF |

W 40 5000 M

FINAL

| | | | |
|----|---------------------------|-----|----------|
| 1 | Lehmann Barbara | FRG | 17.45.80 |
| 2 | Acquarone Silvana | ITA | 17.49.58 |
| 3 | Dupont Françoise | FRA | 18.02.38 |
| 4 | Lillelund Dorrit | DEN | 18.14.10 |
| 5 | Schäpers Gerda-Marie | FRG | 19.05.49 |
| 6 | Konjack Ingeborg | FRG | 19.09.88 |
| 7 | Chilvers Anna Lee | GBR | 19.27.73 |
| 8 | Vos Han | HOL | 19.30.78 |
| 9 | Stenbakk Mariann | NOR | 19.49.50 |
| 10 | Korik Andorne | HUN | 20.05.30 |
| 11 | Csuri Laszlonge | HUN | 24.05.26 |
| 12 | Karjalainen Marjatta | FIN | 24.57.64 |
| 13 | Candil-Munoz Maria Carmen | ESP | 25.34.92 |
| | Gunnarsson Ingrid | SWE | NF |

W 45 5000 M

FINAL

| | | | |
|------|--------------------|-----|----------|
| 1 | Grüner Annemarie | FRG | 18.13.17 |
| 2 | Solheim Björg | NOR | 18.24.84 |
| 3 | Christensen Lis | DEN | 18.26.23 |
| 4 | Espersen Lise | DEN | 19.22.05 |
| 5 | Carlsen Eva | NOR | 19.34.43 |
| ✓ 6 | Miles Yvonne | GBR | 19.52.05 |
| 7 | Olsson Ritva | SWE | 20.04.39 |
| 8 | Heine Elke | FRG | 20.22.48 |
| 9 | Tuliniemi Ritva | FIN | 20.28.91 |
| ✓ 10 | Mårtensson Gunilla | SWE | 20.36.55 |
| 11 | Moewert Margot | FRG | 21.06.59 |
| 12 | Cushen Bridget | GBR | 22.46.21 |
| | Wöber Ingrid | AUT | NF |

W 50 5000 M

FINAL

| | | | |
|-----|----------------------|-----|----------|
| ✓ 1 | Pohl Edeltraud | FRG | 18.51.14 |
| 2 | Kempe Gun-Lis | SWE | 19.25.73 |
| 3 | Krüger Erika | FRG | 20.54.85 |
| 4 | Kalweit-Marloth Lilo | FRG | 21.38.92 |
| 5 | Hornung Ellen | FRG | 21.50.85 |
| 6 | Jung Elisabeth | FRG | 22.46.23 |
| 7 | Stangl Kresdientia | AUT | 24.39.78 |
| 8 | Brindley Hilary | GBR | 25.48.30 |
| 9 | Hirschfeld Elfriede | FRG | 26.06.21 |
| | Bech Jytte | DEN | NF |
| | Tornyossy Elemerne | HUN | NF |
| | Gastaldi Noemi | ITA | - |

W 55 5000 M

FINAL

| | | | |
|----|-----------------------|-----|----------|
| 1 | Östberg Valborg | NOR | 19.32.86 |
| 2 | Huber Edith | FRG | 20.52.84 |
| 3 | Hennseler Elsbeth | FRG | 21.11.53 |
| 4 | Ross Joselyn | GBR | 22.49.42 |
| 5 | Stokkebak Signe | NOR | 22.59.16 |
| 6 | Willems Katharina | FRG | 23.33.95 |
| 7 | Halmeenpää Kerttu | FIN | 24.03.78 |
| 8 | Haug Marie | NOR | 24.33.95 |
| 9 | Reidt Margret | FRG | 24.47.02 |
| 10 | Nemessurine Dalmiedit | HUN | 25.16.20 |
| 11 | Wirths Ermi | FRG | 27.41.93 |

W 60 5000 M

FINAL

| | | | |
|---|------------------------|-----|----------|
| 1 | Laine Else | FIN | 23.31.46 |
| 2 | Oelgeschläger Erna | FRG | 24.21.55 |
| 3 | Mooser Agathe | FRG | 26.29.55 |
| 4 | Poluschinsky Liselotte | FRG | 27.57.91 |
| 5 | Thierauf Elsbeth | FRG | 30.53.53 |

W 65 5000 M

FINAL

| | | | |
|---|--------------------|-----|----------|
| 1 | Falke Elfriede | FRG | 25.27.37 |
| 2 | Mighofer Elisabeth | FRG | 30.47.73 |

W 70 5000 M

FINAL

| | | | |
|---|--------------------|-----|----------|
| 1 | Luther Johanna | FRG | 26.16.79 |
| 2 | Liedtke Friedegard | FRG | 27.47.45 |
| 3 | Hielscher Bertha | FRG | 29.29.18 |

W 35 Marathon

FINAL

| | | | |
|---|-------------------|-----|---------|
| 1 | Ella Grimm | DEN | 2.52.57 |
| 2 | Inge Röhrenbacher | FRG | 2.55.51 |
| 3 | Heike Steinfels | FRG | 3.53.33 |
| | Sarah Cawkell | GBR | NF |

W 40 Marathon

FINAL

| | | | |
|----|--------------------|-----|---------|
| 1 | Silvana Acquarone | ITA | 2.47.01 |
| 2 | Ingrid Forsgren | SWE | 2.59.49 |
| 3 | Dorrit Lillelund | DEN | 3.00.14 |
| 4 | Wil Kroon | HOL | 3.19.53 |
| 5 | Elin Mörk | NOR | 3.22.55 |
| 6 | Tove Korczak | DEN | 3.36.41 |
| 7 | Renate Wecken | FRG | 3.53.34 |
| 8 | Tiziana Gastaldi | ITA | 4.06.17 |
| 9 | Alrun Voigt | FRG | 4.20.52 |
| 10 | Kathleen Bilham | GBR | 4.32.32 |
| | Edith Kuchenbecker | FRG | NF |
| | Siri White | NOR | NF |

W 45 Marathon

FINAL

| | | | |
|---|--------------------|-----|---------|
| 1 | Lise Espersen | DEN | 2.57.57 |
| 2 | Bärbel Zimmerman | FRG | 3.01.12 |
| 3 | Gunilla Mårtensson | SWE | 3.16.09 |
| 4 | Margot Moewert | FRG | 3.22.18 |
| 5 | Ritva Tuliniemi | FIN | 3.28.27 |
| 6 | Magdalene Mies | FRG | 3.42.30 |
| 7 | Birgitta Andersson | SWE | 4.23.28 |
| 8 | Gertrud Palmgren | SWE | 4.23.29 |
| | Yvonne Miles | GBR | NF |
| | Bridget Cushen | GBR | NF |

W 50 Marathon

FINAL

| | | | |
|---|----------------------|-----|---------|
| 1 | Edeltraud Pohl | FRG | 2.59.36 |
| 2 | Gunlis Kempe | SWE | 3.08.36 |
| 3 | Liisa Nikkinen | FIN | 3.26.04 |
| 4 | Erika Krüger | FRG | 3.27.22 |
| 5 | Elisabeth Brand | FRG | 3.37.44 |
| 6 | Ellen Hornung | FRG | 3.46.45 |
| 7 | Ulla Rasmussen | SWE | 4.20.09 |
| 8 | Karin Wernersson | SWE | 4.54.57 |
| | Lilo Kalweit-Marloth | FRG | NF |

W 55 Marathon


FINAL

| | | | |
|---|--------------------|-----|---------|
| 1 | Inge Schütt | FRG | 3.12.45 |
| 2 | Edith Huber | FRG | 3.20.10 |
| 3 | Elsbeth Henseler | FRG | 3.23.51 |
| 4 | Helga Kündig | SUI | 3.47.16 |
| 5 | Maria Austermuehle | FRG | 4.31.22 |
| 6 | Emmi Wirths | FRG | 5.16.05 |

W 60 Marathon

FINAL

| | | | |
|---|-------------|-----|---------|
| 1 | Ulla Annell | SWE | 3.46.03 |
|---|-------------|-----|---------|



W 35 100 M Hurdles

| FINAL | | WIND +2.1 |
|-------|------------------|-----------|
| 1 | Otto Geraldine | FRG 15,01 |
| 2 | Desmier Danielle | FRA 15,36 |
| 3 | Blume Dagmar | FRG 15,44 |
| 4 | Clo Sagot Paola | ITA 18,43 |

W 40 80 M Hurdles

| HEAT 1 | | Wind -1.5 |
|--------|-----------------|-----------|
| 1 | Vernon Judy | GBR 11.98 |
| 2 | McNab Patricia | GBR 12.93 |
| 3 | Mattelson Silke | FRG 13.15 |
| 4 | Houben Helgard | FRG 14.10 |
| 5 | Onsberg Kirsten | DEN 14.71 |

| HEAT 2 | | Wind -2.2 |
|--------|----------------------|-----------|
| 1 | Furginé Nanette | SUI 12.55 |
| 2 | Damm Olesen Annelise | DEN 13.46 |
| 3 | Eriksen Anne-Kathrin | FRG 14.97 |
| 4 | Larsson Henni | SWE 16.07 |
| | Drewry Christine | GBR NF |

| FINAL | | WIND +0.5 |
|-------|----------------------|-----------|
| 1 | Vernon Judy | GBR 11,78 |
| 2 | Furginé Nanette | SUI 12,10 |
| 3 | McNab Patricia | GBR 12,62 |
| 4 | Damm Olesen Annelise | DEN 13,11 |
| 5 | Mattelson Silke | FRG 13,24 |
| 6 | Houben Helgard | FRG 14,51 |
| 7 | Eriksen Anne-Kathrin | FRG 14,55 |
| | Onsberg Kirsten | DEN NF |

W 45 80 M Hurdles

| FINAL | | Wind -1.0 MANUAL TIME |
|-------|------------------------|--------------------------|
| 1 | Kümmerle-Valk Friderun | FRG 12.8 |
| 2 | Kusche Ingrid | FRG 14.4 |
| 3 | Stelling Ursula | FRG 14.5 |
| 4 | Stenholm Marianne | SWE 15.3 |
| 5 | Schmidt Brigitte | FRG 15.5 |
| 6 | Wilmes Hannelore | FRG 15.8 |
| 7 | Von Friesendorff E | SWE 15.9 |

W 50 80 M Hurdles

| HEAT 1 | | Wind -2.4 |
|--------|------------------|-----------|
| 1 | Werner Hella | FRG 15.74 |
| 2 | Falkenberg Verny | DEN 16.21 |
| 3 | Kenez Andorne | HUN 16.24 |
| 4 | Maxrath Hedi | FRG 17.57 |

| HEAT 2 | | Wind -2.5 |
|--------|--------------------|-----------|
| 1 | Roovers Corrie | HOL 14.57 |
| 2 | Larsson Asta | SWE 15.61 |
| 3 | Koch Leonore | FRG 16.64 |
| 4 | Mjelde Gerd | NOR 16.68 |
| 5 | Scholten Annemarie | FRG 18.17 |

| FINAL | | Wind +0.2 MANUAL TIME |
|-------|------------------|--------------------------|
| 1 | Roovers Corrie | HOL 13.7 |
| 2 | Koch Leonore | FRG 13.9 |
| 3 | Larsson Asta | SWE 14.8 |
| 4 | Falkenberg Verny | DEN 15.3 |
| 5 | Kenez Andorne | HUN 16.1 |
| 6 | Mjelde Gerd | NOR 16.6 |
| 7 | Maxrath Hedi | FRG 16.7 |
| | Werner Hella | FRG NF |

W 55 80 M Hurdles

| FINAL | | Wind -1.0 MANUAL TIME |
|-------|-----------------------|--------------------------|
| 1 | Farmer Hilary | GBR 16.1 |
| 2 | Wippersteg Christiane | FRG 17.9 |
| 3 | Hestmann Bodil | NOR 18.4 |

W 60 80 M Hurdles

| FINAL | | Wind -1.0 MANUAL TIME |
|-------|---------------|--------------------------|
| 1 | Hveem Kirsten | NOR 15.5 |
| 2 | Laine Else | FIN 16.5 |

W 35 5000 M Track Walk

| FINAL | | |
|-------|---------------------|--------------|
| 1 | Bonnet Joicqueline | FRA 25.41.47 |
| 2 | Kutze Gabriele | FRG 28.27.15 |
| 3 | Hartmann Ulrike | FRG 29.14.86 |
| 4 | Bleach Jeanette Ann | GBR 29.34.49 |
| 5 | Zimmermann Waltraud | FRG 30.50.44 |
| 6 | Szabo Imrene | HUN 33.07.24 |
| 7 | Lorenz Erika | FRG 33.20.98 |
| 8 | Berthelot Edith | FRA 33.35.67 |

W 40 5000 M Track Walk

| FINAL | | |
|-------|------------------------|--------------|
| 1 | Bean Carol | GBR 27.58.37 |
| 2 | Kuchenbecker Edith | FRG 28.16.01 |
| 3 | Lindgren Kerstin | SWE 29.00.11 |
| 4 | Mayr Catalina | ESP 29.11.26 |
| 5 | Wilson Pauline | GBR 30.25.03 |
| 6 | Jansson Gunilla | SWE 31.48.00 |
| 7 | Koehren Marie- Therese | FRA 31.52.15 |
| 8 | Zlatnikova Vlasta | TCH 33.17.28 |
| 9 | Karjalainen Marjatta | FIN 36.52.60 |

W 45 5000 M Track Walk

| FINAL | | |
|-------|------------------|--------------|
| 1 | Heikkilä Vieno | FIN 25.50.51 |
| 2 | Turosz Zofia | POL 27.50.98 |
| 3 | Verleger Erika | FRG 29.54.52 |
| 4 | Coesfeld Gertrud | FRG 31.09.01 |
| 5 | Girards Rosa | FRG 31.24.59 |
| 6 | Jantner Janosne | HUN 40.19.80 |

W 50 5000 M Track Walk

| | | | |
|----|----------------------|-----|----------|
| 1 | Kalweit-Marloth Lilo | FRG | 27.59.16 |
| 2 | Bornwasser Gerda | FRG | 29.54.47 |
| 3 | Horwill Pamela | GBR | 30.32.21 |
| 4 | Mairbourg Arlette | FRA | 31.39.53 |
| 5 | Smith Yvonne | GBR | 32.02.47 |
| 6 | Brand Elisabeth | FRG | 32.03.72 |
| 7 | Gille Christa | FRG | 32.41.49 |
| 8 | Björkman Anne-Marie | SWE | 33.05.89 |
| 9 | Monteils Juanita | FRA | 40.03.21 |
| 10 | Lövgren Karin | SWE | 41.56.22 |

W 55 5000 M Track Walk

FINAL

| | | | |
|---|--------------------|-----|----------|
| 1 | Meyer Olga | FRG | 27.57.58 |
| 2 | Worth Mary | GBR | 29.13.34 |
| 3 | Andersson Maggie | SWE | 31.39.92 |
| 4 | Scott Renee | GBR | 32.32.17 |
| 5 | Austermuehle Maria | FRG | 33.23.78 |



W 60 5000 M Track Walk

FINAL

| | | | |
|---|---------------|-----|----------|
| 1 | Larsson Karin | SWE | 31.43.21 |
| 2 | Mooser Agathe | FRG | 33.39.35 |

W 65 5000 M Track Walk

FINAL

| | | | |
|---|-----------------|-----|----------|
| 1 | Tibbling Britta | SWE | 29.36.48 |
| 2 | Bengtsson May | SWE | 30.32.16 |
| 3 | Wiström Eva | SWE | 31.34.55 |
| 4 | Theune Ursula | FRG | 34.32.55 |

W 70 5000 M Track Walk

FINAL

| | | | |
|---|--------------------|-----|----------|
| 1 | Luther Johanna | FRG | 35.06.11 |
| 2 | Wedemo Nora | SWE | 36.25.69 |
| 3 | Liedtke Friedegard | FRG | 37.31.50 |

W 75 5000 M Track Walk

FINAL

| | | | |
|---|-------------------|-----|----------|
| 1 | Bonnans Francine | FRA | 34.53.93 |
| 2 | Lindgren Margit | SWE | 37.09.24 |
| 3 | Sarvana Margareta | FIN | 43.32.84 |

W 35 10 KM Road Walk

FINAL

| | | | |
|---|---------------------|-----|---------|
| 1 | Bonnet Joicqueline | FRA | 55.40 |
| 2 | Kutze Gabriele | FRG | 57.14 |
| 3 | Hartmann Ulrike | FRG | 58.25 |
| 4 | Bleach Jeanette Ann | GBR | 59.45 |
| 5 | Zimmermann Waltraud | FRG | 1.01.53 |
| 6 | Lorenz Erika | FRG | 1.06.38 |

W 40 10 KM Road Walk

FINAL

| | | | |
|---|-----------------------|-----|---------|
| 1 | Kuchenbecker Edith | FRG | 56.40 |
| 2 | Bean Carol | GBR | 56.50 |
| 3 | Mayr Catalina | ESP | 59.07 |
| 4 | Lindgren Kerstin | SWE | 59.09 |
| 5 | Wilson Pauline | GBR | 1.01.09 |
| 6 | Koehren Marie-Therese | FRA | 1.04.39 |
| 7 | Blume Rosina | FRG | 1.05.58 |
| 8 | Jansson Gunilla | SWE | 1.06.25 |
| 9 | Karjalainen Marjatta | FIN | 1.14.08 |

W 45 10 KM Road Walk

FINAL

| | | | |
|---|------------------|-----|---------|
| 1 | Heikkilä Vieno | FIN | 52.07 |
| 2 | Turosz Zofia | POL | 54.46 |
| 3 | Broders Regine | FRG | 55.20 |
| 4 | Verleger Erika | FRG | 1.01.02 |
| 5 | Coesfeld Gertrud | FRG | 1.01.45 |
| 6 | Girards Rosa | FRG | 1.03.45 |

W 50 10 KM Road Walk

FINAL

| | | | |
|---|----------------------|-----|---------|
| 1 | Kalweit-Marloth Lilo | FRG | 56.34 |
| 2 | Bonnwasser Gerda | FRG | 59.52 |
| 3 | Horwill Pamela | GBR | 1.01.42 |
| 4 | Smith Yvonne | GBR | 1.03.04 |
| 5 | Gille Christa | FRG | 1.06.29 |
| 6 | Björkman Anne-Marie | SWE | 1.06.57 |
| 7 | Plotzke Christine | FRG | 1.09.44 |
| 8 | Dunsford Barbara | GBR | 1.26.56 |

W 55 10 KM Road Walk

FINAL

| | | | |
|---|--------------------|-----|---------|
| 1 | Meyer Olga | FRG | 56.42 |
| 2 | Worth Mary | GBR | 58.36 |
| 3 | Austermuehle Maria | FRG | 1.03.47 |
| 4 | Andersson Maggie | SWE | 1.04.26 |
| 5 | Scott Renee | GBR | 1.05.09 |

W 60 10 KM Road Walk

FINAL

| | | | |
|---|---------------|-----|---------|
| 1 | Larsson Karin | SWE | 1.02.52 |
| 2 | Mooser Agathe | FRG | 1.07.56 |
| 3 | Veis Trude | AUT | 1.25.11 |

W 65 10 KM Road Walk

FINAL

| | | | |
|---|-----------------|-----|---------|
| 1 | Tibbling Britta | SWE | 58.41 |
| 2 | Bengtsson May | SWE | 1.02.26 |
| 3 | Wiström Eva | SWE | 1.02.28 |
| 4 | Theune Ursula | FRG | 1.08.54 |

W 70 10 KM Road Walk

FINAL

| | | | |
|---|--------------------|-----|---------|
| 1 | Luther Johanna | FRG | 1.10.33 |
| 2 | Wedemo Nora | SWE | 1.14.45 |
| 3 | Liedtke Friedegard | FRG | 1.15.39 |

W 75 10 KM Road Walk

FINAL

| | | | |
|---|------------------|-----|---------|
| 1 | Bonnans Francine | FRA | 1.12.24 |
| 2 | Lindgren Margit | SWE | 1.16.00 |

W 35 High Jump

FINAL

| | | | |
|---|------------------|-----|------|
| 1 | Plischke Alena | AUT | 1.70 |
| 2 | Hulsink Ria | HOL | 1.65 |
| 3 | Kast Emma | FRG | 1.50 |
| 4 | Faldager Inge | DEN | 1.45 |
| 5 | Dähler Margarita | SUI | 1.45 |
| 6 | Clo Sagot Paola | ITA | 1.40 |
| | Zivotska Jaruska | TCH | - |

W 40 High Jump

FINAL

| | | | |
|----|--------------------|-----|------|
| 1 | Drewry Christine | GBR | 1.55 |
| 2 | Smallwood Joanne | GBR | 1.50 |
| 2 | Springmann Erika | FRG | 1.50 |
| 4 | Häuser Christel | FRG | 1.50 |
| 5 | Graff Edith | BEL | 1.50 |
| 6 | Nilsson Maj-Britt | SWE | 1.45 |
| 7 | McNab Patricia | GBR | 1.40 |
| 7 | Miller Ingrid | SWE | 1.40 |
| 9 | Onsberg Kirsten | DEN | 1.35 |
| 10 | Waldschmidt Ursula | FRA | 1.30 |

W 45 High Jump

FINAL

| | | | |
|---|------------------|-----|------|
| 1 | Stelling Ursula | FRG | 1.45 |
| 2 | Nuvoli Lucia | ITA | 1.40 |
| 3 | Ozvang Mette | DEN | 1.35 |
| 4 | Schmidt Brigitte | FRG | 1.30 |
| 5 | Höhl Helga | FRG | 1.20 |

W 50 High Jump

FINAL

| | | | |
|---|--------------------|-----|------|
| 1 | Roovers Corrie | HOL | 1.43 |
| 2 | Parlevliet Imke | HOL | 1.35 |
| 3 | Koop Käte | FRG | 1.30 |
| 3 | Bolstad Grethe | NOR | 1.30 |
| 5 | Fredlund Margareta | SWE | 1.25 |
| 5 | Junge Ingrid | FRG | 1.25 |
| 7 | Rasmussen Jytte | DEN | 1.25 |
| 8 | Falkenborg Verny | DEN | 1.20 |
| 9 | Häde Agnes | FRG | 1.15 |

W 55 High Jump

FINAL

| | | | |
|---|-----------------------|-----|------|
| 1 | Blom Agnes | BEL | 1.25 |
| 2 | Enarsson Elsa | SWE | 1.20 |
| 3 | Wippersteg Christiane | FRG | 1.20 |
| 4 | Schneider Helga | FRG | 1.10 |
| 4 | Berg Herta | FRG | 1.10 |
| 6 | Orsoni Ermanna | ITA | 0.85 |

W 60 High Jump

FINAL

| | | | |
|---|--------------------|-----|------|
| 1 | Chlumska Vlasta | TCH | 1.20 |
| 2 | Hveem Kirsten | NOR | 1.15 |
| 3 | Pleuger Ilse | FRG | 1.10 |
| 4 | Strueven Margarete | FRG | 1.05 |
| 5 | Jacobsen Edith | DEN | 1.00 |

W 65 High Jump

FINAL

| | | | |
|---|--------------------|-----|------|
| 1 | Mighofer Elisabeth | FRG | 1.05 |
| 2 | Mitschke Helga | FRG | 1.00 |
| 3 | Knyz Gertrud | AUT | 1.00 |
| 4 | Hielscher Bertha | FRG | 0.95 |




W 35 Long Jump

| FINAL | | | Wind | |
|-------|------------------|-----|------|-------|
| 1 | Hees Ellen | FRG | 5.79 | -2.00 |
| 2 | Otto Geraldine | FRG | 5.62 | +2.87 |
| 3 | Wendl Elisabeth | AUT | 5.54 | -1.32 |
| 4 | Desmier Danielle | FRA | 5.44 | +0.22 |
| 5 | Benz Monika | SUI | 5.34 | -1.09 |
| 6 | Blume Dagmar | FRG | 5.33 | -1.09 |
| 7 | Kast Emma | FRG | 5.05 | -0.55 |
| 8 | Dähler Margarita | SUI | 5.03 | -0.33 |

W 40 Long Jump

| FINAL | | | Wind | |
|-------|----------------------|-----|------|------|
| 1 | Mattelson Silke | FRG | 5.49 | -0.6 |
| 2 | Folcke Annika | SWE | 5.08 | -0.7 |
| 3 | Eriksen Anne-Kathrin | FRG | 5.04 | -0.6 |
| 4 | Graff Edith | BEL | 5.03 | -0.5 |
| 5 | McNab Patricia | GBR | 4.96 | +3.0 |
| 6 | Luigart Gerda | SUI | 4.95 | +0.1 |
| 7 | Waldschmidt Ursula | FRG | 4.69 | +0.2 |
| 8 | Ficher Lis | DEN | 4.47 | +0.1 |
| 9 | Onsberg Kirsten | DEN | 4.18 | -0.2 |
| 10 | Nilsson Maj-Britt | SWE | 4.15 | -0.5 |



W 45 Long Jump

| FINAL | | | Wind | |
|-------|-------------------|-----|------|-------|
| 1 | Stenbrink Inga | SWE | 5.06 | +0.41 |
| 2 | Grünert Ingelore | FRG | 4.82 | +0.21 |
| 3 | Henmyr Kerstin | SWE | 4.67 | +0.47 |
| 4 | Dijkman Rietje | HOL | 4.47 | +2.63 |
| 5 | Scholz Christa | FRG | 4.41 | +0.42 |
| 6 | Lonz Inge | FRG | 4.32 | -0.98 |
| 7 | Stenholm Marianne | SWE | 4.09 | +0.67 |
| 8 | Knauth Hella | FRG | 3.11 | +0.87 |

W 50 Long Jump

| FINAL | | | Wind | |
|-------|-----------------|-----|------|------|
| 1 | Diener Käthe | FRG | 4.66 | -0.5 |
| 2 | Roovers Corrie | HOL | 4.54 | -0.5 |
| 3 | Graham Carina | GBR | 4.39 | +0.8 |
| 4 | Müller Gertrud | FRG | 4.24 | -0.4 |
| 5 | Larsson Asta | SWE | 4.22 | -0.5 |
| 6 | Falkeborg Verny | DEN | 4.02 | -0.5 |
| 7 | Düring Renate | FRG | 4.02 | +1.4 |
| 8 | Mjelde Gerd | NOR | 3.99 | +1.5 |
| 9 | Bolstad Grethe | NOR | 3.98 | -0.5 |
| 10 | Koop Käte | FRG | 3.95 | +0.6 |
| 11 | Nilsson Sonja | SWE | 3.73 | +1.8 |
| 12 | Radacs Maria | HUN | 3.30 | -0.4 |

W 55 Long Jump

| FINAL | | | Wind | |
|-------|---------------------|-----|------|-------|
| 1 | Kreiskott Rosemarie | FRG | 4.00 | +0.30 |
| 2 | Drawing Doris | FRG | 3.97 | -0.44 |
| 3 | Franzen Christel | FRG | 3.96 | -1.17 |
| 4 | Enarsson Elsa | SWE | 3.88 | -0.47 |
| 5 | Berg Herta | FRG | 3.78 | +0.56 |
| 6 | Farmer Hilary | GBR | 3.77 | +0.68 |
| 7 | Müller Gisela | FRG | 3.62 | -0.39 |
| 8 | Schneider Helga | FRG | 3.41 | -0.49 |
| 9 | Orsoni Ermanna | ITA | 2.16 | -0.51 |

W 60 Long Jump

| FINAL | | | Wind | |
|-------|------------------------|-----|------|------|
| 1 | Seuberlich Lieselotte | FRG | 4.36 | -0.5 |
| 2 | Schneiderhan Paula | FRG | 4.32 | -0.5 |
| 3 | Hveem Kirsten | NOR | 3.86 | -0.4 |
| 4 | Laine Else | FIN | 3.65 | +1.0 |
| 5 | Jacobsen Edith | DEN | 3.22 | -0.4 |
| 6 | Poluschinsky Liselotte | FRG | 3.19 | +1.4 |
| 7 | Szanto Ottone | HUN | 3.13 | -0.9 |
| 8 | Strueven Margarete | FRG | 3.07 | -0.1 |

W 65 Long Jump

| FINAL | | | Wind | |
|-------|------------------|-----|------|-------|
| 1 | Wixey Mary | GBR | 3.58 | -0.42 |
| 2 | Haule Elisabeth | FRG | 3.41 | -2.14 |
| 3 | Svensson Gunni | SWE | 2.87 | -0.19 |
| 4 | Knyz Gertrud | AUT | 2.71 | -0.76 |
| 5 | Mitschke Helga | FRG | 2.46 | +0.38 |
| 6 | Hielscher Bertha | FRG | 2.29 | -0.81 |

W 35 Shot Put

FINAL

| | | | |
|----|--------------------|-----|-------|
| 1 | Silverio Adilia | POR | 13.72 |
| 2 | Anderes Edith | SUI | 13.38 |
| 3 | Magyar Maria | HUN | 11.57 |
| 4 | Holmgrunn Inger | NOR | 11.47 |
| 5 | Kast Emma | FRG | 11.02 |
| 6 | Klimesova Jarmila | TCH | 10.31 |
| 7 | Lindh Eva | SWE | 10.23 |
| 8 | Faldager Inge | DEN | 10.19 |
| 9 | Arnesson Ingela | SWE | 9.54 |
| 10 | Ambratis Heidelore | FRG | 9.08 |
| 11 | Clo Sagot Paola | ITA | 8.58 |
| 12 | Alaja Katri-Helena | SWE | 7.58 |

W 40 Shot Put

FINAL

| | | | |
|----|------------------------|-----|-------|
| 1 | Miller Ingrid | SWE | 13.64 |
| 2 | Furgin  Nanette | SUI | 12.86 |
| 3 | Schreibmeierova Milada | TCH | 11.99 |
| 4 | Stecher Gisela | FRG | 11.63 |
| 5 | Lange Brigitte | FRG | 10.65 |
| 6 | Springmann Erika | FRG | 10.58 |
| 7 | Guyon Jacqueline | FRA | 9.00 |
| 8 | Larsson Monica | SWE | 8.52 |
| 9 | Fago Ulrike | FRG | 8.08 |
| 10 | Traub Monika | FRG | 7.85 |
| 11 | Seibert Gerda | FRG | 7.54 |

W 45 Shot Put

FINAL

| | | | |
|----|----------------------|-----|-------|
| 1 | R hlow Anne Chatrine | FRG | 12.04 |
| 2 | Schallau Karin | FRG | 10.97 |
| 3 | Schattner Ingrid | FRG | 10.80 |
| 4 | Holzknacht Ingrid | FRG | 9.72 |
| 5 | Dr Buzasi Szvetlana | HUN | 9.57 |
| 6 | Kusche Ingrid | FRG | 9.40 |
| 7 | Meili Sibylla | SUI | 8.90 |
| 8 | Nielsen Hanni | DEN | 8.75 |
| 9 | Bildstein Elisabeth | AUT | 8.07 |
| 10 | Miklos Dorottya | HUN | 7.77 |
| 11 | Radcwill Ulrike | FRG | 7.73 |
| 12 | Olah Annamaria | HUN | 7.43 |

W 50 Shot Put

FINAL

| | | | |
|----|--------------------|-----|-------|
| 1 | Kofink Sigrun | FRG | 13.37 |
| 2 | Baum Christa | FRG | 11.51 |
| 3 | Br mmel Almut | FRG | 11.05 |
| 4 | Roovers Corrie | HOL | 10.84 |
| 5 | Maxrath Hedi | FRG | 10.57 |
| 6 | Scholten Annemarie | FRG | 10.25 |
| 7 | Koch Leonore | FRG | 10.23 |
| 8 | Dwenger Elisabeth | FRG | 10.21 |
| 9 | T r k Sandorne | HUN | 9.83 |
| 10 | T mte Svanhild | NOR | 9.79 |
| 11 | Bolstad Grethe | NOR | 9.74 |

| | | | |
|----|---------------------|-----|------|
| 12 | Junge Ingrid | FRG | 9.65 |
| 13 | Lindstr m Inkeri | FIN | 9.47 |
| 14 | Steinlechner Hedwig | AUT | 9.12 |
| 15 | H de Agnes | FRG | 9.03 |
| 16 | D rr Inge | FRG | 8.80 |
| 17 | Rasmussen Jytte | DEN | 8.78 |
| 18 | Mularski Ingelore | FRG | 8.45 |
| 19 | Dunsford Barbara | GBR | 7.14 |
| 20 | Luukkola Kyllikki | FIN | 7.12 |
| 21 | Clausson Gudron | SWE | 6.50 |

W 55 Shot Put

FINAL

| | | | |
|---|------------------------------|------------|------------|
| 1 | Hamm Marianne | FRG | 11.51 |
| 2 | Franzen Christel | FRG | 10.69 |
| 3 | Hanssens Rachel | BEL | 9.07 |
| 4 | Schneider Helga | FRG | 8.30 |
| 5 | De Wilde Jeanne | BEL | 8.19 |
| 6 | Hestmann Bodil | NOR | 7.84 |
| 7 | Surza Maria | ITA | 7.38 |
| 8 | Flaibani Anna | ITA | 7.26 |
| 9 | Orsoni Ermanna Berg Herta | ITA FRG | 6.29 NF |

W 60 Shot Put

| | | | |
|----|------------------------|-----|------|
| 1 | Seuberlich Lieselotte | FRG | 9.63 |
| 2 | Keckeis Hildegard | AUT | 8.77 |
| 3 | Barth Marianne | FRG | 8.75 |
| 4 | Pleuger Ilse | FRG | 8.73 |
| 5 | Jortikka Katri | FIN | 8.22 |
| 6 | Oelgeschl ger Erna | FRG | 8.19 |
| 7 | Weber K the | FRG | 7.71 |
| 8 | Kn nz Klothilde | AUT | 7.71 |
| 9 | Munoz Rodriguez V | ESP | 7.64 |
| 10 | Strueven Margarete | FRG | 7.13 |
| 11 | Dematteis Livia | ITA | 6.70 |
| 12 | Poluschinsky Liselotte | FRG | 6.34 |
| 13 | Maestro Elsa | ITA | 5.50 |

W 65 Shot Put

FINAL

| | | | |
|---|--------------------|-----|------|
| 1 | Bellin Ilse | FRG | 7.55 |
| 2 | Groth Hildegard | FRG | 7.27 |
| 3 | Svensson Gunni | SWE | 6.93 |
| 4 | Mighofer Elisabeth | FRG | 6.16 |
| 5 | Wixey Mary | GBR | 5.65 |

W 70+ Shot Put

FINAL

| | | | |
|---|-------------------|-----|------|
| 1 | Gelbrich Johanna | FRG | 7.64 |
| 2 | Sarvana Margareta | FIN | 6.91 |
| 3 | Sarnama Irja | FIN | 6.85 |
| 4 | Wischmann Vera | FRG | 6.77 |
| 5 | Hagg rd Anna-Lisa | SWE | 6.40 |
| 6 | Knyz Gertrud | AUT | 6.06 |

W 35 Discus

FINAL

| | | | |
|----|---------------------|-----|-------|
| 1 | Anderes Edith | SUI | 45,42 |
| 2 | Silvério Adilia | POR | 42,98 |
| 3 | Möller Bärbel | FRG | 42,40 |
| 4 | Kast Emma | FRG | 37,08 |
| 5 | Magyar Maria | HUN | 36,12 |
| 6 | Arnesson Ingela | SWE | 34,52 |
| 7 | Lüduch Anne | DEN | 34,14 |
| 8 | Faldager Inge | DEN | 32,92 |
| 9 | Lindh Eva | SWE | 29,52 |
| 10 | Schmitt Inge | FRG | 28,02 |
| 11 | Ambratis Heidelore | FRG | 26,94 |
| 12 | Ekstrand Inger | SWE | 22,66 |
| 13 | Millestam Margareta | SWE | 21,12 |

W 50 Discus

Final

| | | | |
|----|------------------------|-----|-------|
| 1 | Kofink Sigrun | FRG | 38.28 |
| 2 | Brömmel Almut | FRG | 36.12 |
| 3 | Wissinger Laszlonge | HUN | 35.94 |
| 4 | Baum Christa | FRG | 31.16 |
| 5 | Lajbnerova Livia | TCH | 30.46 |
| 6 | Maxrath Hedi | FRG | 28.68 |
| 7 | Scholten Annemarie | FRG | 28.38 |
| 8 | Bolstad Grethe | NOR | 27.24 |
| 9 | Graham Carina | GBR | 26.48 |
| 10 | Falkenberg Verny | DEN | 26.48 |
| 11 | Dwenger Elisabeth | FRG | 26.26 |
| 12 | Säther Unni | NOR | 26.24 |
| 13 | Radacs Maria | HUN | 25.24 |
| 14 | Pedersen Else | DEN | 22.08 |
| 15 | Junge Ingrid | FRG | 22.06 |
| 16 | Steinlechner Hedwig | AUT | 19.40 |
| 17 | Dürr Inge | FRG | 19.30 |
| 18 | Afonso Dominguez Laura | ESP | 12.26 |

W 40 Discus

FINAL

| | | | |
|----|------------------------|-----|-------|
| 1 | Miller Ingrid | SWE | 45.72 |
| 2 | Johansson Gun | SWE | 45.52 |
| 3 | Czaban Danielne | HUN | 40.36 |
| 4 | Heinrich Gertrud | FRG | 39.96 |
| 5 | Zijl-Brasser Jolande | HOL | 38.02 |
| 6 | Strelcova Helena | TCH | 37.44 |
| 7 | Schreibmeierova Milada | TCH | 35.02 |
| 8 | Bahte Angelika | FRG | 31.90 |
| 9 | Stecher Gisela | FRG | 29.78 |
| 10 | Rüdiger Hannelore | FRG | 29.66 |
| 11 | Lange Brigitte | FRG | 27.60 |
| 12 | Papp Aranka | HUN | 27.50 |
| 13 | Sindek Renate | FRG | 26.56 |
| 14 | Rosdahl Stina | SWE | 23.98 |
| 15 | Hoerneck-Gil Marina | ESP | 23.66 |
| 16 | Karjalainen Marjatta | FIN | 14.22 |

W 55 Discus

FINAL

| | | | |
|---|-----------------|-----|-------|
| 1 | Hamm Marianne | FRG | 31.34 |
| 2 | Hanssens Rachel | BEL | 24.04 |
| 3 | Surza Maria | ITA | 21.04 |
| 4 | De Wilde Jeanne | BEL | 18.44 |
| 5 | Orsoni Ermanna | ITA | 18.08 |

W 60 Discus

FINAL

| | | | |
|---|-------------------|-----|-------|
| 1 | Barth Marianne | FRG | 25.50 |
| 2 | Pleuger Ilse | FRG | 24.54 |
| 3 | Jortikka Katri | FIN | 23.32 |
| 4 | Jenny Gertrud | SWE | 23.12 |
| 5 | Keckeis Hildegard | AUT | 22.26 |
| 6 | Knünz Klothilde | AUT | 19.18 |
| 7 | Munoz Rodriguez | ESP | 17.18 |
| 8 | Dematteis Livia | ITA | 16.64 |

W 45 Discus

| | | | |
|----|----------------------|-----|-------|
| 1 | Rühlow Anne Chatrine | FRG | 44,48 |
| 2 | Kauppinen Sirkka | FIN | 40,48 |
| 3 | Jensen Kamna | DEN | 34,60 |
| 4 | Holzknacht Ingrid | FRG | 34,18 |
| 5 | Schallau Karin | FRG | 32,72 |
| 6 | Schattner Ingrid | FRG | 30,00 |
| 7 | Hellström Laila | SWE | 29,40 |
| 8 | Abshagen Kirsten | DEN | 29,06 |
| 9 | Meili Sibylla | SUI | 28,34 |
| 10 | Kusche Ingrid | FRG | 27,74 |
| 11 | Henmyr Kerstin | SWE | 26,74 |
| 12 | Heinsdorf Gertrud | FRG | 26,12 |
| 13 | Bildstein Elisabeth | AUT | 20,00 |
| 14 | Radczwill Ulrike | FRG | 19,18 |
| 15 | Glöckner Erika | AUT | 14,66 |

W 65 Discus

FINAL

| | | | |
|---|-----------------|-----|-------|
| 1 | Groth Hildegard | FRG | 23.06 |
| 2 | Wixey Mary | GBR | 13.78 |

W 70 Discus

FINAL

| | | | |
|---|------------------|-----|-------|
| 1 | Gelbrich Johanna | FRG | 18.98 |
| 2 | Wischmann Vera | FRG | 18.08 |
| 3 | Sarnama Irja | FIN | 17.18 |
| 4 | Knyz Gertrud | AUT | 13.94 |

W 35 Javelin


| | | | |
|---|-------------------|-----|-------|
| 1 | Wendi Elisabeth | AUT | 40.28 |
| 2 | Klimesova Jarmila | TCH | 39.56 |
| 3 | Elbaba Anne-Marie | SWE | 36.10 |
| 4 | Arnesson Ingela | SWE | 32.10 |
| 5 | Lindh Eva | SWE | 25.94 |

W 40 Javelin

| | | | |
|---|------------------|-----|-------|
| 1 | Kertesz Janosne | HUN | 32.30 |
| 2 | Kanth Anita | SWE | 30.14 |
| 3 | Smallwood Joanne | GBR | 29.00 |
| 4 | Miller Ingrid | SWE | 27.78 |
| 5 | Fago Ulrike | FRG | 25.60 |
| 6 | Paulsen Kirsten | DEN | 23.72 |

W 45 Javelin

| | | | |
|---|--------------------|-----|-------|
| 1 | Reinacher Uta | FRG | 36.10 |
| 2 | Rantala Birgitta | FIN | 33.44 |
| 3 | Meili Sibylla | SUI | 31.84 |
| 4 | Kökeny Jozsefne | HUN | 30.92 |
| 5 | Holz'knecht Ingrid | FRG | 30.06 |
| 6 | Kusche Ingrid | FRG | 28.12 |
| 7 | Jensen Karma | DEN | 27.80 |
| 8 | Abshagen Kirsten | DEN | 25.56 |
| 9 | Henmyr Kerstin | SWE | 23.86 |



W 50 Javelin

| | | | |
|----|--------------------|-----|-------|
| 1 | Kofink Sigrun | FRG | 38.68 |
| 2 | Megyesi Csabane | HUN | 34.62 |
| 3 | Leiss Lieselotte | FRG | 32.76 |
| 4 | Bolstad Grethe | NOR | 32.40 |
| 5 | Graham Carina | GBR | 30.32 |
| 6 | Brömmel Almut | FRG | 30.16 |
| 7 | Ratelband Wies | HOL | 28.40 |
| 8 | Dürr Inge | FRG | 25.78 |
| 9 | Scholten Annemarie | FRG | 23.52 |
| 10 | Pedersen Else | DEN | 23.42 |
| 11 | Maxrath Hedi | FRG | 23.02 |
| 12 | Dwenger Elisabeth | FRG | 22.96 |

W 55 Javelin

| | | | |
|---|-----------------------|-----|-------|
| 1 | Hanssens Rachel | BEL | 32.06 |
| 2 | Hamm Marianne | FRG | 30.12 |
| 3 | Wippersteg Christiane | FRG | 25.50 |
| 4 | Flaibani Anna | ITA | 19.49 |
| 5 | De Wilde Jeanne | BEL | 18.92 |
| 6 | Orsoni Ermanna | ITA | 14.02 |

W 60 Javelin

FINAL

| | | | |
|---|----------------------------|-----|-------|
| 1 | Keckeis Hildegard | AUT | 24.58 |
| 2 | Weber Käthe | FRG | 23.90 |
| 3 | Jortikka Katri | FIN | 20.40 |
| 4 | Munoz Rodriguez Victoriana | ESP | 20.34 |
| 5 | Jacobsen Edith | DEN | 19.96 |
| 6 | Oelgeschläger Erna | FRG | 19.20 |
| 7 | Strueven Margarete | FRG | 16.22 |

W 65 Javelin

FINAL

| | | | |
|---|--------------------|-----|-------|
| 1 | Mighofer Elisabeth | FRG | 12.62 |
| 2 | Schepe Liesel | FRG | 11.88 |

W 70 Javelin

FINAL

| | | | |
|---|------------------|-----|-----------------------------------|
| 1 | Gelbrich Johanna | FRG | 23.77 ¹ / ₆ |
| 2 | Sarnana Irja | FIN | 16.82 |
| 3 | Wischmann Vera | FRG | 16.78 |

W 35 Pentathlon

| | | 100 m H | Shot | HJ | LJ | 800 m | Total | |
|---|-------------------|---------|-------|-------|------|-------|---------|------|
| 1 | Blume Dagmar | FRG | 15.18 | 10.21 | 1.51 | 5.47 | 2.34.73 | |
| | | | 911 | 536 | 750 | 843 | 802 | 3842 |
| 2 | Kast Emma | FRG | 17.72 | 11.41 | 1.57 | 5.10 | 2.39.65 | |
| | | | 720 | 632 | 840 | 732 | 762 | 3686 |
| 3 | Benz Monika | SUI | 17.83 | 7.77 | 1.45 | 5.14 | 2.42.33 | |
| | | | 712 | 341 | 660 | 744 | 741 | 3198 |
| 4 | Clo Sagot Paola | ITA | 17.39 | 9.08 | 1.42 | 4.68 | 2.41.88 | |
| | | | 745 | 446 | 615 | 606 | 744 | 3156 |
| 5 | Chappell Rosemary | GBR | 20.44 | 5.97 | 1.18 | 3.95 | 3.09.89 | |
| | | | 516 | 197 | 255 | 387 | 520 | 1875 |

W 40 Pentathlon

| | | 80 m H | Shot | HJ | LJ | 800 m | Total | |
|----|----------------------|--------|-------|-------|------|-------|---------|------|
| 1 | Graff Edith | BEL | 14.21 | 8.67 | 1.46 | 4.96 | 2.44.44 | |
| | | | 863 | 449 | 765 | 759 | 780 | 3616 |
| 2 | Miller Ingrid | SWE | 14.86 | 13.33 | 1.40 | 4.25 | 3.09.58 | |
| | | | 811 | 855 | 663 | 524 | 579 | 3432 |
| 3 | McNab Patricia | GBR | 12.71 | 9.45 | 1.43 | 4.97 | 3.26.27 | |
| | | | 983 | 517 | 714 | 762 | 445 | 3421 |
| 4 | Olesen Annelise Damm | DEN | 13.67 | 7.84 | 1.34 | 4.28 | 2.44.47 | |
| | | | 906 | 377 | 561 | 534 | 780 | 3158 |
| 5 | Fahnöe Nina | DEN | 14.48 | 10.28 | 1.34 | 4.23 | 3.07.21 | |
| | | | 841 | 589 | 561 | 518 | 598 | 3107 |
| 6 | Waldschmidt Ursula | FRG | 16.84 | 8.17 | 1.34 | 4.71 | 3.04.33 | |
| | | | 652 | 406 | 561 | 676 | 621 | 2916 |
| 7 | Onsberg Kirsten | DEN | 14.05 | 8.37 | 1.28 | 4.17 | 2.59.77 | |
| | | | 876 | 423 | 459 | 498 | 657 | 2913 |
| 8 | Wagner Ellen | FRG | 16.44 | 8.89 | 1.34 | 4.15 | 3.03.63 | |
| | | | 684 | 468 | 561 | 491 | 626 | 2830 |
| 9 | Larsson Henni | SWE | 16.05 | 6.62 | 1.13 | 3.92 | 3.05.40 | |
| | | | 716 | 271 | 204 | 415 | 612 | 2218 |
| 10 | Hoernecke-Gil Marina | ESP | 18.30 | 6.96 | 1.16 | 3.71 | 3.10.30 | |
| | | | 536 | 301 | 255 | 346 | 573 | 2011 |
| | Håkansson BrittMarie | SWE | | | | | | 0 |

W 45 Pentathlon

| | | 80 m H | Shot | HJ | LJ | 800 m | Total | |
|---|----------------------------|--------|-------|------|------|-------|---------|------|
| 1 | Kimmerle-Valk Friderun | FRG | 13.46 | 8.74 | 1.47 | 4.49 | 2.41.67 | |
| | | | 980 | 497 | 920 | 677 | 858 | 3932 |
| 2 | Leupp Ursula | SUI | 15.13 | 8.70 | 1.38 | 4.59 | 2.51.26 | |
| | | | 838 | 494 | 740 | 714 | 781 | 3567 |
| 3 | Kusche Ingrid | FRG | 14.83 | 8.74 | 1.26 | 4.18 | 2.53.56 | |
| | | | 864 | 497 | 500 | 562 | 763 | 3186 |
| 4 | Nuvoli Lucia | ITA | 15.59 | 6.62 | 1.41 | 3.74 | 2.55.83 | |
| | | | 799 | 296 | 800 | 399 | 745 | 3039 |
| 5 | Schmidt Brigitte | FRG | 16.16 | 7.03 | 1.23 | 3.82 | 3.06.41 | |
| | | | 751 | 335 | 440 | 429 | 660 | 2615 |
| 6 | Heinsdorf Gertrud | FRG | 19.72 | 7.25 | 1.14 | 3.62 | 3.11.93 | |
| | | | 448 | 356 | 260 | 355 | 616 | 2035 |
| 7 | Höhl Helga | FRG | 18.80 | 6.19 | 1.17 | 3.25 | 3.43.10 | |
| | | | 527 | 255 | 320 | 218 | 367 | 1687 |
| 8 | von Friesendorff Elisabeth | SWE | 18.18 | 5.36 | 1.05 | 3.36 | 3.33.75 | |
| | | | 579 | 176 | 80 | 259 | 442 | 1536 |
| | Stenholm Marianne | SWE | 15.46 | 6.61 | - | - | - | |
| | | | 810 | 295 | | | | 1105 |

W 50 Pentathlon


| | | 80 m H | Shot | HJ | LJ | 800 m | Total | |
|---|----------------|--------|-------------|--------------|-------------|-------------|----------------|------|
| 1 | Roovers Corrie | HOL | 14.1 992 | 11.12 685 | 1.40 897 | 4.27 724 | 2.56.09 807 | 4105 |
| 2 | Werner Hella | FRG | 15.3 896 | 9.38 529 | 1.16 345 | 3.79 508 | 3.01.88 760 | 3038 |
| 3 | Maxrath Hedi | FRG | 17.3 736 | 10.70 648 | 1.22 483 | 3.76 495 | 3.17.64 634 | 2996 |
| 4 | Mjelde Gerd | NOR | 16.2 824 | 7.64 372 | 1.19 414 | 3.98 594 | 2.58.94 784 | 2988 |
| 5 | Baum Christa | FRG | 17.0 760 | 11.41 711 | 1.19 414 | 3.91 562 | 3.33.82 505 | 2952 |
| 6 | Larsson Asta | SWE | 15.9 848 | 8.22 424 | 1.16 345 | 3.87 544 | 3.22.90 592 | 2753 |

W 55 Pentathlon

| | | | | | | | | |
|---|-----------------------|-----|-------------|-------------|-------------|-------------|----------------|------|
| 1 | Blom Agnes | BEL | 17.6 801 | 7.10 360 | 1.28 825 | 3.51 510 | 2.54.89 880 | 3376 |
| 2 | Fuchs Maria | FRG | 16.6 891 | 8.10 460 | 1.16 525 | 3.53 522 | 3.04.88 800 | 3198 |
| 3 | Wippersteg Christiane | FRG | 18.0 765 | 8.41 491 | 1.22 675 | 3.64 588 | 3.35.64 554 | 3073 |
| 4 | Vyskovska Olga | TCH | 17.5 810 | 7.43 393 | 1.16 525 | 3.56 540 | 3.17.70 698 | 2966 |
| 5 | Hestmann Bodil | NOR | 18.9 684 | 7.85 435 | 1.01 150 | 3.03 222 | 3.56.77 385 | 1876 |

W 60 Pentathlon

| | | | | | | | | |
|---|---------------|-----|--------------|-------------|-------------|-------------|----------------|------|
| 1 | Hveem Kirsten | NOR | 15.6 1116 | 6.46 325 | 1.22 896 | 3.64 798 | 3.22.88 736 | 3871 |
| 2 | Laine Else | FIN | 16.5 1035 | 6.48 327 | 1.19 812 | 3.66 812 | 3.11.09 831 | 3817 |



W 35 4 x 100 M

FINAL

| | | | |
|---|-----|---|-------|
| 1 | SUI | Beatrice Waldis, Christine Pfeiffer Ursula Loupp, Margerita Daehler | 50.04 |
| 2 | FRG | Dagmar Bonett, Geraldine Otto Heidelore Ambratis, Ellen Hess | 50.94 |
| 3 | SWE | Annika Folcke, Birgitta Strand Vanja Davidsson, Lillemor Rönbrant | 56.50 |
| 4 | FRA | Danielle Desmier, Monique Nantemil Jacqueline Guyon, Annie Bellanger | 55.68 |

W 40-45 4 x 100 M

FINAL

| | | | |
|---|-----|--|-------|
| 1 | FRG | Angelika Bahte, Silke Mattelson Annegret Schramm, Hannelore Nenn | 50.95 |
| 2 | GBR | C Drewry, P Gallagher J Vernon, P McNab | 53.33 |
| 3 | DEN | Lis Fischer, Marianne Söderberg A-L Damm-Olesen, Kirsten Onsberg | 54.97 |
| 4 | SWE | Margareta Jakobsson, Kerstin Henmyr Sonja Andersson, Annika Folke | 56.50 |
| 5 | NOR | Eva Carlsson, Björg Solheim Reidun Rushfildt, Astrid Ashvih | 60.40 |

W 50-55 4 x 100 M

FINAL

| | | | |
|---|-----|--|-------|
| 1 | GBR | P Smith, C Graham H Farmer, M Wixey | 59.18 |
| 2 | FRG | Christel Franzen, Käthi Diener Heidei Pratsch, Gertrud Müller | 60.78 |
| 3 | NOR | Unni Sather, Grete Bolstad Gerd Mjelde, Kirsten Hveem | 61.67 |
| 4 | SWE | Astrid Nilsson, Sonja Nilsson Gunn Svensson, Asta Larsson | 61.68 |
| 5 | DEN | Amy Bengtson, Jytte Rasmussen Kirsten Sell, Verny Faleborg | 62.28 |
| 6 | FIN | Maila Väisänen, Eila Högvist Else Laine, Lea Vilpas | 65.83 |

W 60-65 4 x 100 M

FINAL

| | | | |
|---|-----|---|-------|
| 1 | FRG | Elisabeth Haule, Lieselotte Seuberlich Lieselotte Poluschinsky, P Schneiderhan | 63.65 |
|---|-----|---|-------|

